

Rhode Island KIDS COUNT Data Dashboard



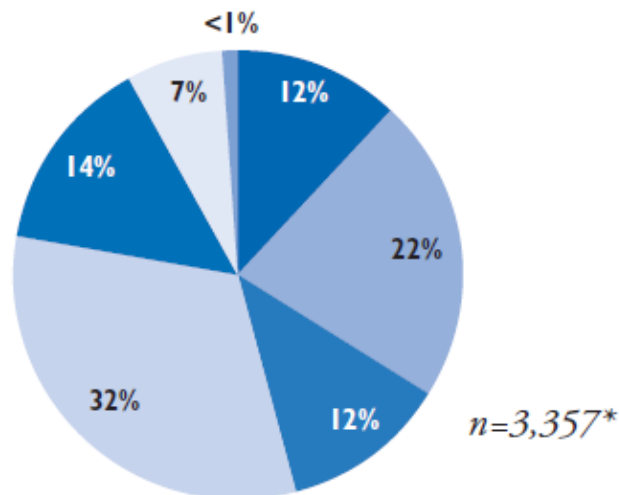
April 30, 2018

Follow the conversation on Twitter:
[#fostercare](#) [#childwelfareRI](#)

Child Abuse and Neglect, Rhode Island, 2017

By Age of Victim*

12% (397)	■ Under Age 1
22% (742)	■ Ages 1 to 3
12% (412)	■ Ages 4 to 5
32% (1,087)	■ Ages 6 to 11
14% (480)	■ Ages 12 to 15
7% (237)	■ Ages 16 and Older
<1% (2)	■ Unknown



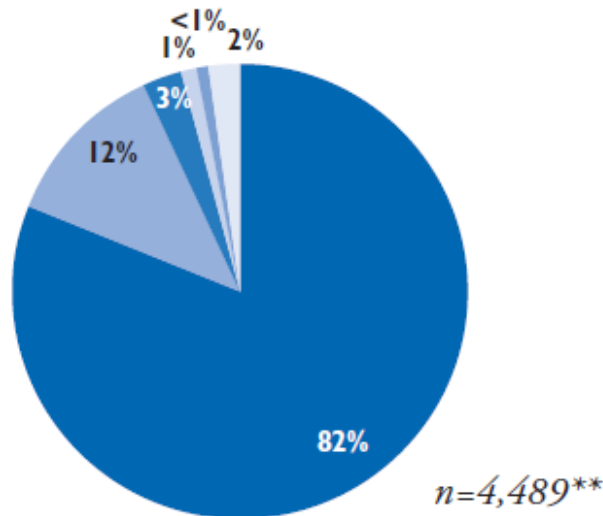
Source: Rhode Island DCYF, Rhode Island Children's Information System (RICHIST), 2017. Percentages may not sum to 100% due to rounding.

*These data reflect an unduplicated count of child victims. The number of victims is higher than the number of indicated investigations. One indicated investigation can involve more than one child victim.

Child Abuse and Neglect, Rhode Island, 2017

By Type of Neglect/Abuse**

82% (3,701)	Neglect
12% (521)	Physical Abuse
3% (116)	Sexual Abuse
1% (53)	Medical Neglect
<1% (15)	Emotional Abuse
2% (83)	Other



Source: Rhode Island DCYF, Rhode Island Children's Information System (RICHIST), 2017. Percentages may not sum to 100% due to rounding.

***This number is greater than the unduplicated count of child victims because children often experience more than one maltreatment event and/or more than one type of abuse. Within each type of abuse, the number of child victims is unduplicated.*

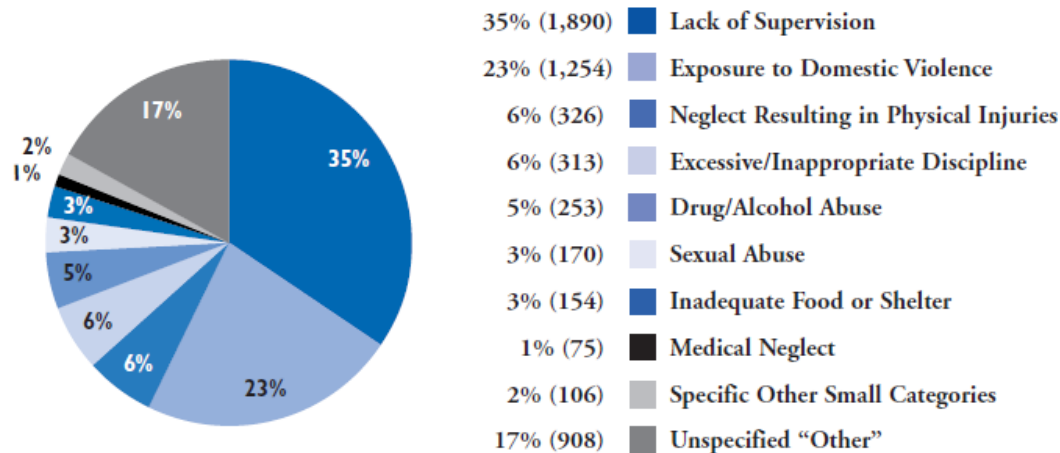
DCYF Child Protective Services (CPS) Hotline Calls for Reports of Abuse and/or Neglect, Investigations,* and Indicated Investigations, Rhode Island, 2008-2017

YEAR	TOTAL # UNDUPLICATED CHILD MALTREATMENT REPORTS	% AND # OF REPORTS WITH COMPLETED INVESTIGATIONS	# OF INDICATED INVESTIGATIONS
2008	12,204	51% (6,214)	1,913
2009	12,189	52% (6,362)	2,075
2010	13,069	53% (6,956)	2,392
2011	13,382	49% (6,520)	2,225
2012	13,540	50% (6,784)	2,266
2013	13,905	50% (6,975)	2,294
2014	14,735	51% (7,573)	2,413
2015	14,402	45% (6,470)	2,227
2016	14,942	40% (5,935)	2,074
2017	15,945	42% (6,628)	2,404

Source: Rhode Island Department of Children, Youth and Families, RICHIST, 2008-2017.

**One investigation can be generated by multiple hotline calls. Investigations can result in a finding of indicated, unfounded, or unable to complete (as when essential party cannot be found).*

Indicated Allegations of Child Neglect, by Nature of Neglect, Rhode Island, 2017

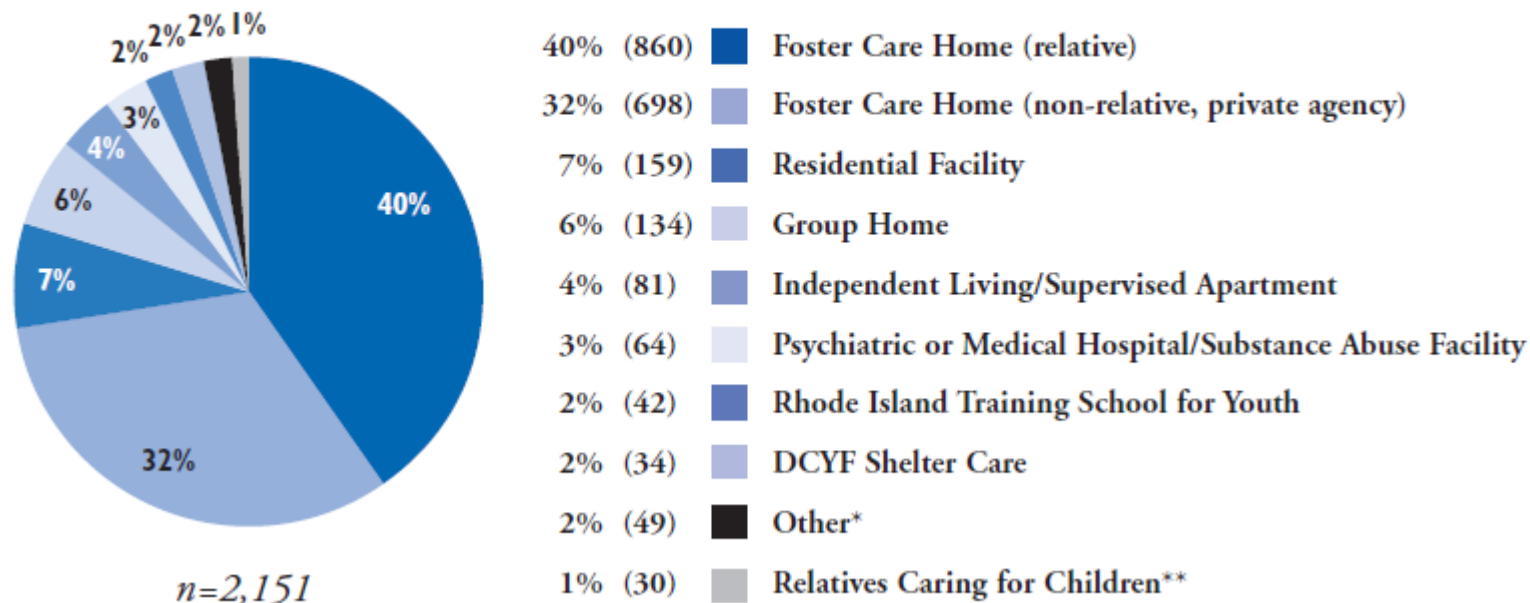


n = 5,449*

**The total refers to indicated allegations of neglect. Some children were victims of neglect more than once. Multiple allegations may be involved in each indicated investigation. Numbers do not include indicated allegations of institutional neglect.*

Source: Rhode Island Department of Children, Youth and Families, RICHIST, 2017.

Children in Out-of-Home Placement, Rhode Island, December 31, 2017



*The placement category "Other" includes: runaway youth in DCYF care or those with unauthorized absences (45), pre-adoptive homes (1), and minors with their mother in shelter/group home/residential facility (3).

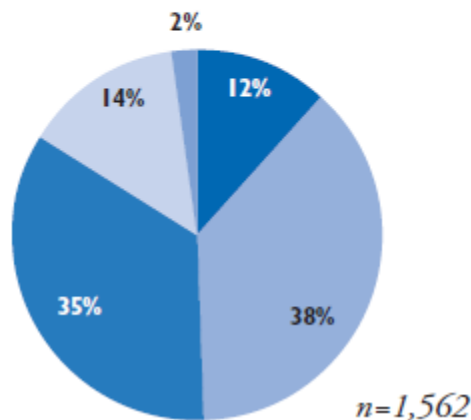
**Relatives caring for children are classified as an out-of-home placement by DCYF, despite the fact that these relatives did not receive monetary payments from DCYF to care for the children and the children were never removed and never needed to be removed from the relatives' homes. In these cases, the relative caring for the child initiated contact with DCYF to receive assistance from the agency.

Source: RI Department of Children, Youth and Families, RICHIST, 2016-2017.

Children and Youth in Out-of-Home Placement by Type of Setting and Age, Rhode Island*

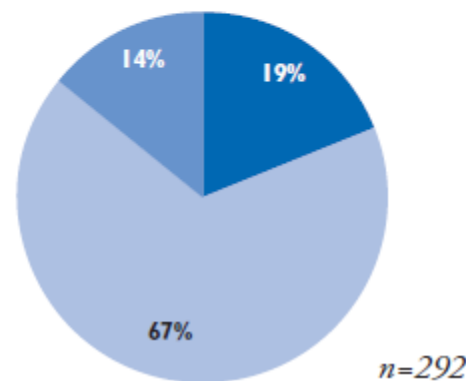
In Foster Care Homes

12% (181) ■ Under Age 1
 38% (586) ■ Ages 1 to 5
 35% (542) ■ Ages 6 to 13
 14% (214) ■ Ages 14 to 17
 2% (39) ■ Ages 18 and Over



In Group Homes and Residential Facilities**

0% (0) □ Under Age 1
 0% (0) □ Ages 1 to 5
 19% (55) ■ Ages 6 to 13
 67% (196) ■ Ages 14 to 17
 14% (41) ■ Ages 18 and Over



*Pie charts show data for a single point-in-time (Foster Care Homes-January 2, 2018; Group Homes and Residential Facilities, Medical Facilities, and Shelter Care-December 31, 2017.)

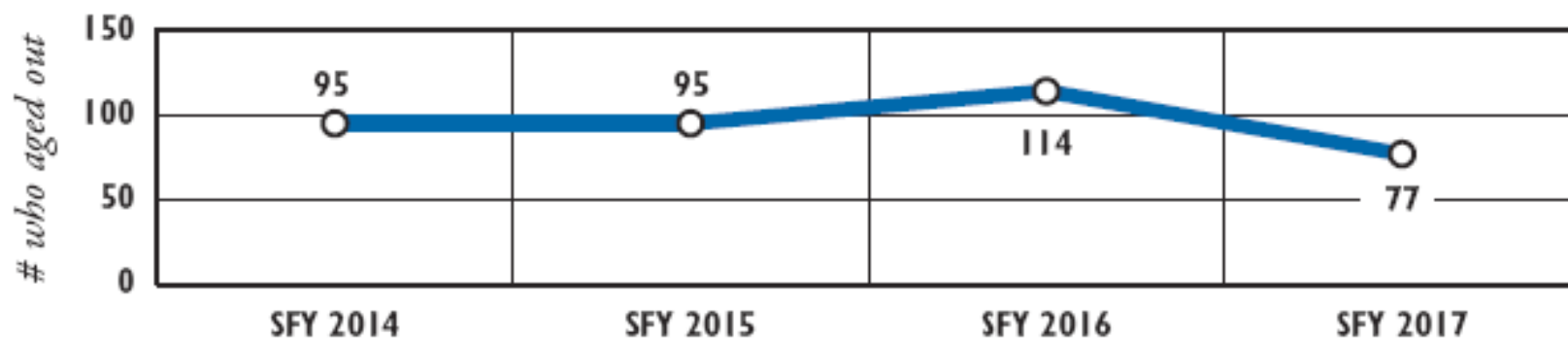
**Residential facilities data do not include psychiatric hospitals, medical hospitals, or the Rhode Island Training School.

Source: Rhode Island Department of Children, Youth and Families, Rhode Island Children's Information System (RICHIST), January 2018. Percentages may not sum to 100% due to rounding. Data do not match chart on previous page due to different report dates.

Teens in Congregate Care

- Nationally and in Rhode Island, adolescents are placed in congregate care settings, including group homes, residential facilities, and emergency shelters, at a much higher rate than young children.
- In the U.S., children age 13 and older, encompass over two thirds of all children in congregate care placements.
- In Rhode Island, of the 171 children assessed by DCYF from January 1, 2017 to August 31, 2017, who were deemed appropriate for foster care but then placed into congregate care, 85% (145) were teens.
- In Rhode Island in FY 2017, 45.2% of Black Non-Hispanic children and 39.7% of Hispanic children who experienced out-of-home placement were placed in congregate care as their first placement compared to 27.8% of their White peers.
- In Rhode Island 'child behavior problem' (62.1%) was the most common reason youth age 12 and older entered out-of-home placement in FY 2017 followed by neglect (23.7%), and caretaker inability to cope (17.1%).

Rhode Island Youth Aging Out of Foster Care, SFY 2014-2017




Source: Rhode Island Department of Children, Youth and Families, RICHIST 2013-2017.

Rhode Island KIDS COUNT
One Union Station
Providence, RI 02903
(401) 351-9400 voice
www.rikidscount.org
rikids@rikidscount.org



Rhode Island
KIDS COUNT



@RIKidsCount