

Youth in the Juvenile Justice System

DEFINITION

Youth in the juvenile justice system is the number of youth ages 21 or under who were on probation and the number of youth ages 18 and under who were at the Rhode Island Training School at any time during the calendar year.

SIGNIFICANCE

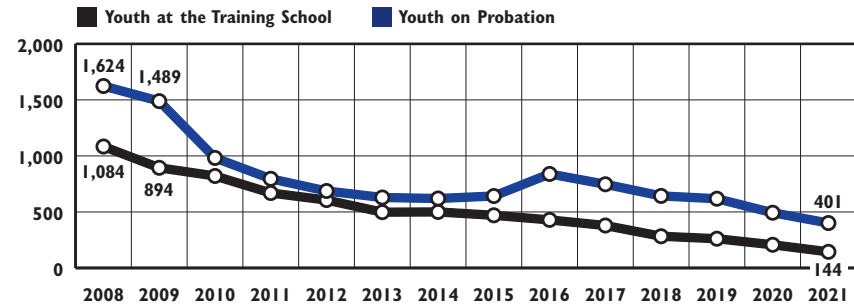
The juvenile justice system is responsible for ensuring community safety by promoting positive youth development, recognizing that the needs of children and adolescents in the justice system are different than adults. During adolescence, the frontal cortex – the part of the brain that controls reasoning, weighs consequences, and helps youth consider the implications of their behavior – is still developing, and it can be delayed when alcohol or drug use are present. This ongoing brain development means that adolescents make decisions and solve problems differently than adults. Adolescents are more likely to be impulsive, misread social and emotional situations, get into accidents and fights, and engage in risk-taking behaviors. With guidance and support from parents and caring adults, most adolescents will grow out of these behaviors as their brain develops.^{1,2,3}

Juvenile justice systems have a range of options for monitoring and rehabilitating youth, including restorative justice programs, evidence-

based treatment programs, probation, and incarceration. Alternatives to incarceration have been shown to be more effective in preventing recidivism and more cost effective than incarceration. The most successful programs involve family in treatment and promote healthy development at the individual, family, school, and peer levels.^{4,5,6,7}

The Rhode Island Department of Children, Youth and Families (DCYF) Division of Youth Development (formerly Division of Juvenile Corrections) implements a continuum of programs to promote positive development for youth in its care and custody and to reduce recidivism. As part of this continuum, DCYF operates the Rhode Island Training School, the state's secure facility for adjudicated youth and youth in secure detention awaiting trial.⁸ On December 31, 2021, 49 youth were in the care or custody of the Training School, 37 of whom were physically at the Training School.⁹ The Office of Juvenile Probation provides supervision and supports to maintain youth safely in the community, including youth living at home, in foster care, and in residential treatment programs (temporary community placements).¹⁰ On January 4, 2022, there were 262 youth on probation, down 11% from 293 youth on January 5, 2021.^{11,12}

Youth in the Juvenile Justice System, Calendar Years 2008-2021



Source: Rhode Island Department of Children, Youth and Families, RIC HIST, 2008-2021. Some youth may have spent time at the Training School and on probation during any calendar year.

- ◆ Between 2008 and 2021, the annual total number of youth at the Training School at any point during the year declined by 87% from 1,084 to 144. The steady decline of youth at the Training School began after a cap of 148 boys and 12 girls on any given day was placed on the Training School population in July 2008.^{13,14}
- ◆ A total of 144 youth were at the Training School during 2021, down 30% from 207 during 2020.^{15,16}
- ◆ Between 2008 and 2021, the annual total number of youth on probation during the year declined by 75% from 1,624 to 401. A total of 401 youth were on probation during 2021, down 19% from 493 in 2020. Of the 401 youth on probation, 84% (337) were on probation at home, and 16% (64) were on probation in out-of-home placements.^{17,18,19,20}
- ◆ Some of the recent decreases in youth at the Training School and on probation were due to decreases in the number of offenses referred to Family Court, but the Department of Children, Youth and Families and Family Court also instituted procedures to reduce counts because of risks related to the COVID-19 pandemic.

Youth in the Juvenile Justice System

Racial and Ethnic Disparities in the Juvenile Justice System

◆ Despite drastic decreases in the number of youth involved in juvenile justice nationally, Youth of Color continue to be disproportionately represented at every stage of the juvenile justice system. Nationally, Black youth are five times as likely and American Indian youth are three times as likely to be incarcerated as their white peers.²¹

Racial and Ethnic Disparities in Rhode Island

	% OF TOTAL CHILD POPULATION, 2010	% OF YOUTH AT THE RITS, 2021	% OF YOUTH ON PROBATION, 2021
American Indian	<1%	1%	<1%
Asian	3%	0%	0%
Black	6%	26%	21%
Hispanic	21%	34%	35%
Multiracial	5%	13%	9%
White	64%	26%	34%
Unknown	NA	1%	<1%
TOTAL	223,956	144	401

Sources: Child Population data by race are from the U.S. Census Bureau, 2010 Census. Youth at the Training School and on probation data are from the Rhode Island Department of Children, Youth and Families, RICHIST, 2021. Hispanic children may be of any of the race categories. Race categories are non-Hispanic. Percentages may not sum to 100% due to rounding.

◆ During 2021, non-Hispanic Black youth made up 26% of youth at the Training School and 21% of youth on probation, while making up only 6% of the total child population. Hispanic youth made up 34% of youth at the Training School and 35% of youth on probation, while making up 21% of the total child population.^{22,23}

Juvenile Detention Alternatives Initiative (JDAI)

◆ The Annie E. Casey Foundation's Juvenile Detention Alternatives Initiative (JDAI) works in jurisdictions across the U.S. to promote policies and practices that reduce inappropriate and unnecessary secure detention, reduce racial and ethnic disparities, and maintain public safety. JDAI focuses on creating opportunities for positive youth development through proven, family-focused interventions. For most youth in the juvenile justice system, JDAI recommends using high-quality community-based programs that provide supervision, accountability, and therapeutic services. Since 2009, Rhode Island juvenile justice stakeholders have contributed to a statewide JDAI effort that has created a coordinated reform effort to decrease the number and racial disproportionality of youth at the Training School and to increase the use of community-based alternatives to detention.²⁴


Youth in the Juvenile Justice System by Gender

◆ During 2021, 13% of the 144 youth at the Training School were girls and 86% were boys. Similarly, 13% of the 401 youth on probation were girls and 87% were boys.^{25,26}


◆ Nationally, girls have represented a growing share of youth involved in juvenile justice. Girls enter the system with different personal and offense histories and needs than boys. Girls are often detained for non-violent offenses, meaning that they may not pose a public safety threat. Girls in juvenile justice are more likely to have histories of trauma, including physical and sexual abuse, than their peers. Effective programs for girls use a developmental approach that considers trauma history, gender, and culture.²⁷

Youth in the Juvenile Justice System by Age, 2021

Youth at the Training School by Age



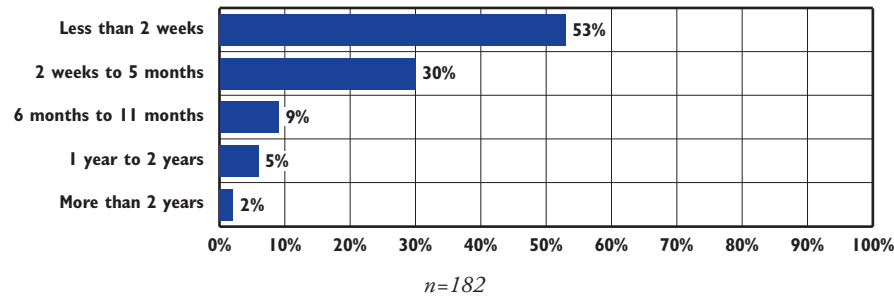
Youth on Probation by Age



Source: Rhode Island Department of Children, Youth and Families, RICHIST, 2021. Total number of youth at the Training School by age (152) is larger than the total number of youth at the Training School (144) due to some youth having birthdays while at the Training School and therefore being counted twice. Percentages may not sum to 100% due to rounding.

Youth in the Juvenile Justice System

Discharges From the Rhode Island Training School, by Length of Time in Custody, 2021



Source: Rhode Island Department of Children, Youth and Families, RIC HIST, 2021. Total number of discharges (182) is larger than the total number of youth who passed through the Training School (144) due to some youth being discharged from the Training School more than once in 2021. Percentages may not sum to 100% due to rounding.

Promoting Rehabilitation and Preventing Recidivism

◆ The Division of Youth Development is a resource for rehabilitating youth who have committed serious offenses. Youth who pose a danger to the community can be confined in the Training School, but a growing body of research suggests that youth incarceration may increase criminal behavior and recidivism among youth with less serious offenses.^{28,29,30} Of the 144 youth at the Training School during 2021, 74% (106) were admitted once, 19% (28) were admitted twice, and 7% (10) were admitted three or more times.³¹

◆ Objective admissions screening tools help limit the use of secure detention to serious offenders and reduce bias in decision making for which youth are sent to secure detention. The Rhode Island General Assembly passed a law in 2008 that mandates the use of a screening tool called the Risk Assessment Instrument (RAI) for youth being considered for secure detention. The RAI has been piloted but has not yet been fully implemented.^{32,33,34}

Supporting Youth Development at the Training School

History of Child Abuse and Neglect

◆ Children who experience child abuse or neglect are at increased risk for developing behavior problems and becoming involved in the juvenile justice system.³⁵ In 2021, 13% (18) of the 144 youth at the Training School had at some point in their childhood been victims of documented child neglect or abuse.³⁶

Behavioral Health Services

◆ In 2021, 84 youth (58%) of the 144 youth at the Training School received mental health services at the Training School for psychiatric diagnoses other than conduct and adjustment disorders, including 47% (9) of female youth and 60% (75) of male youth. During 2021, 54 youth (38%) of the 144 youth at the Training School received substance abuse treatment services, including 32% (6) of female youth and 39% (48) of male youth. Of these, 37 (35 male and 2 female) received residential substance abuse treatment.³⁷

Educational Services

◆ While the average age of youth at the Training School in 2021 was 16 years, students' math and reading skills were on average at a fifth-grade level at entry to the Training School. Average grade levels for math and reading increased by one year and 2 years, respectively, at the time of departure.^{38,39}

Special Educational Services

◆ Of the 68 youth ages 13 to 18 who received educational services at the Training School during the 2020-2021 academic year, 59% (40) received special education services based on Individualized Education Programs (IEPs).⁴⁰

Educational Achievements

◆ During 2020-2021, eight youth completed high school at the Training School (either graduated with a high school diploma or earned a GED). Four youth received post-secondary education services, nine youth completed certifications in retail customer service (CCAP), 13 youth completed CPR and First Aid, and 23 youth completed ServSafe Food handling certifications.⁴¹

Driving

◆ During 2020-2021, 12 youth completed their driver's education certification.⁴²

Youth in the Juvenile Justice System

Table 29. Youth in the Juvenile Justice System, Rhode Island, 2021

CITY/TOWN	TOTAL POPULATION AGES 13-18 2010	# YOUTH ON PROBATION	# OF PRE-ADJUDICATED YOUTH AT THE RITS	# OF ADJUDICATED YOUTH AT THE RITS	TOTAL # OF YOUTH AT THE RITS
Barrington	1,802	1	0	0	0
Bristol	1,780	4	3	0	3
Burrillville	1,319	5	1	0	1
Central Falls	1,859	17	5	1	6
Charlestown	554	1	0	0	0
Coventry	3,010	6	4	0	4
Cranston	6,184	12	3	2	2
Cumberland	2,746	8	2	1	2
East Greenwich	1,362	4	2	2	3
East Providence	3,243	7	3	2	4
Exeter	642	0	0	0	0
Foster	430	2	1	0	1
Glocester	878	0	0	0	0
Hopkinton	693	0	0	0	0
Jamestown	436	0	0	0	0
Johnston	2,025	6	3	1	4
Lincoln	1,851	6	2	0	2
Little Compton	228	0	0	0	0
Middletown	1,229	2	0	0	0
Narragansett	948	0	0	0	0
New Shoreham	50	0	0	0	0
Newport	1,604	10	2	0	2
North Kingstown	2,407	5	1	0	1
North Providence	2,027	4	0	1	1
North Smithfield	970	1	0	0	0
Pawtucket	5,514	47	8	8	13
Portsmouth	1,596	4	2	0	2
Providence	16,515	117	49	18	51
Richmond	637	0	0	0	0
Scituate	963	1	0	1	0
Smithfield	1,856	2	0	0	0
South Kingstown	3,540	7	2	2	5
Tiverton	1,115	0	0	0	0
Warren	675	5	2	0	2
Warwick	5,883	21	2	1	3
West Greenwich	568	0	0	0	0
West Warwick	1,891	10	1	0	1
Westerly	1,705	5	2	2	3
Woonsocket	3,112	42	19	6	21
Out-of-State	NA	25	7	2	6
Four Core Cities	27,000	223	81	33	91
Remainder of State	58,847	139	38	15	46
Rhode Island	85,847	362	119	48	137

Source of Data for Table/Methodology

Rhode Island Department of Children, Youth and Families, Rhode Island Children's Information System (RICHIST), 2021; and the U.S. Census Bureau, Census 2010.

Core cities are Central Falls, Pawtucket, Providence, and Woonsocket.

Total number of youth includes adjudicated and pre-adjudicated youth who were at the Rhode Island Training School during calendar year 2021 who had data recorded for city/town origin (including youth from out of state, those with unknown addresses, and those in temporary community placements). Youth with out-of-state and unknown addresses are not included in the Rhode Island, four core cities, or remainder of state totals. The total number of youth at the Training School may not equal the sum of adjudicated and pre-adjudicated youth because some youth may have spent time at the Training School both before and after sentencing.

There is no statutory minimum age limit for sentencing, however adjudicated children under age 13 typically do not serve sentences at the Training School.

An "out-of-state" designation is given to youth whose parent(s) have an address on file that is outside of Rhode Island or to youth who live in other states but have committed crimes in Rhode Island and have been sentenced to a term of probation or to serve time at the Training School. They are not included in the Rhode Island total.

References

- ^{1,7,30} National Research Council. (2013). *Reforming juvenile justice: A developmental approach*. Washington, DC: The National Academies Press.
- ² American Academy of Child and Adolescent Psychiatry. (September, 2016). *Teen brain: Behavior, problem solving, and decision making*. Retrieved March 22, 2022, from www.aacap.org
- ³⁵ Owen, M.C., Wallace, S.B., AAP Committee on Adolescence. (2020). Advocacy and collaborative health care for justice-involved youth. *Pediatrics*, 146(1): e20201755.
- ⁴ Juvenile Justice Information Exchange. (n.d.). *What are community-based alternatives?* Retrieved April 5, 2022, from www.jjje.org

(continued on page 185)



Youth in Detention in Rhode Island

◆ In Rhode Island, the term “detention” is used to describe the temporary custody of a youth, who is accused of a wayward or delinquent offense, at the Training School pending a hearing in Family Court. The only two legal reasons for pre-trial detention include cases where a youth poses a threat to public safety or is at risk for not attending his or her next court hearing.^{43,44}

◆ Some youth are detained for short periods of time and released at their first court appearance (usually the following business day). Of the 182 discharges from the Training School during 2021, 21% resulted in stays of two days or less, 32% resulted in stays of three days to two weeks, and 47% resulted in stays of more than two weeks.⁴⁵