

Children in Out-of-Home Placement

DEFINITION

Children in out-of-home placement is the number of children who have been removed from their families and are in the care of the Rhode Island Department of Children, Youth and Families (DCYF) while awaiting permanency. Out-of-home placements include foster care homes, group homes, assessment and stabilization centers, residential facilities, and medical facilities. Permanency can be achieved through reunification with the family, adoption, or guardianship.

SIGNIFICANCE

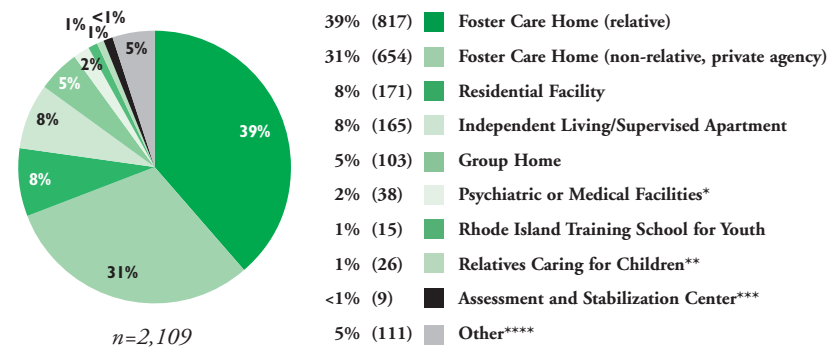
Children need stability, permanency, and safety for healthy development. Whenever possible, it is best for children and families to remain together at home in their community. Removal from the home may be necessary for the child's safety and well-being; however, critical connections and a sense of permanency may be lost when a child is placed out-of-home.¹ Permanency planning efforts should begin as soon as a child enters the child welfare system so that a permanent living situation can be secured as quickly as possible.² The federal *Fostering Connections to Success and Increasing Adoptions Act (Fostering Connections Act)* promotes permanency through supports for relative guardianship and incentives for adoption.³

Rhode Island children in out-of-home care often experience multiple

placements, lose contact with family members and siblings, and may have overlooked educational, physical, and mental health needs.⁴ Children in out-of-home care suffer more frequent and more serious medical, developmental, and mental health problems than their peers.^{5,6} Long-term stays in care can cause emotional, behavioral, or educational problems that can negatively impact children's long-term well-being and success.⁷ Children in foster care are about twice as likely as their peers to be absent from school or to be suspended, and are nearly three times more likely than their peers to be expelled from school. Appropriate supports and services can help youth in care maximize their potential and ensure that they are prepared for higher education and work.⁸ For the first time in Rhode Island, data on reading and math proficiency and high school graduation is publicly available for students in foster care.⁹

Children of Color are overrepresented at many points in the child welfare system, including reporting, screening, investigation, and assessment, and child welfare systems often fail to find and retain foster and adoptive Families of Color.¹⁰ Children of Color in child welfare systems are more likely to be removed from their homes, are less likely to receive preservation services, remain in the child welfare system longer, are less likely to be adopted, and are more likely to age out of care.¹¹

Children in Out-of-Home Placement, Rhode Island, December 31, 2020



*Medical facilities data include medical hospitals (11), psychiatric hospitals (27), and substance abuse treatment facilities (0).

**Relatives caring for children are classified as an out-of-home placement by DCYF, despite the fact that these relatives did not receive monetary payments from DCYF to care for the children and the children were never removed and never needed to be removed from the relatives' homes. In these cases, the relative caring for the child contacted DCYF to receive assistance from the agency.

***Assessment and Stabilization Centers are described as an emergency placement.

****The placement category "Other" includes: out-of-state/other agency (61), runaway youth in DCYF care or those with unauthorized absences (40), prison (1), Job Corps (1), pre-adoptive homes (1), and other (7).

Source: RI Department of Children, Youth and Families, Rhode Island Children's Information System (RICHIST), 2020. Percentages may not sum to 100% due to rounding.

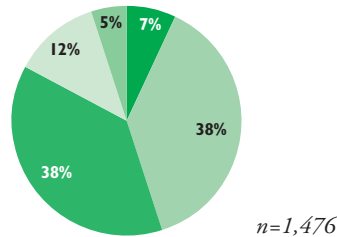
- ◆ As of December 31, 2020, there were 2,109 children under age 21 in the care of DCYF who were in out-of-home placements.¹²
- ◆ The total DCYF caseload on December 31, 2020 was 6,620, including 2,016 children living in their homes under DCYF supervision and 2,495 children living in adoption settings.¹³
- ◆ The total DCYF caseload also included 61 children in out-of-state placements/other agency custody, three children receiving respite care services, one youth in Job Corps, and seven children in other placements.¹⁴
- ◆ On December 31, 2020, 274 children were living in a residential facility or group home, a decrease of 11% from 309 children on December 31, 2019. Some of this reduction may be attributable to safety practices during the COVID-19 pandemic. The percentage of children in out-of-home placement who were in a relative foster care home increased from 36% (786) on December 31, 2019 to 39% (817) on December 31, 2020.^{15,16}

Children in Out-of-Home Placement

Children in Out-of-Home Placement, by Type of Setting, Age, and Race and Ethnicity, Rhode Island*

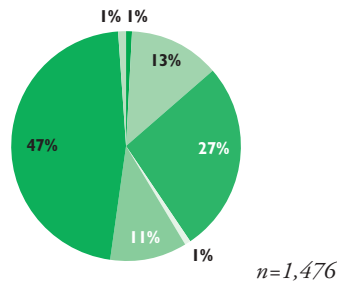
In Foster Care Homes by Age

7% (109)	Under Age 1
38% (554)	Ages 1 to 5
38% (559)	Ages 6 to 13
12% (181)	Ages 14 to 17
5% (73)	Ages 18 and Over



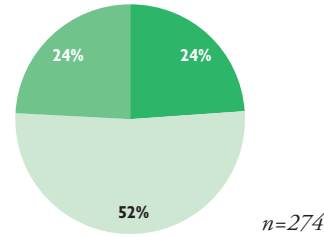
In Foster Care Homes by Race and Ethnicity

1% (8)	Asian
13% (190)	Black
27% (403)	Hispanic*
<1% (2)	Native American
11% (163)	Multiracial
47% (691)	White
1% (19)	Other or Unknown



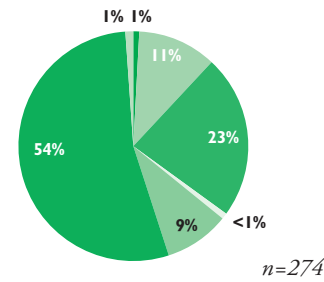
In Group Homes and Residential Facilities by Age

0% (0)	Under Age 1
0% (0)	Ages 1 to 5
24% (67)	Ages 6 to 13
52% (142)	Ages 14 to 17
24% (65)	Ages 18 and Over



In Group Homes and Residential Facilities by Race and Ethnicity

1% (2)	Asian
11% (31)	Black
23% (63)	Hispanic*
<1% (1)	Native American
9% (26)	Multiracial
54% (149)	White
1% (2)	Other or Unknown



Ensuring Children Grow Up in Families

◆ Whenever safely possible, it is important to support families so that children can remain at home with their parents. *The Family First Prevention Services Act (FFPSA) of 2018* enables states to use funds from the entitlement of Title IV-E of the *Social Security Act* that pays for child welfare, for time-limited services aimed at preventing the use of foster care in cases of maltreatment. States can spend money on services to address mental health issues, in-home parent skill-based programs, and substance abuse treatment for parents and relatives caring for children.^{17,18}

◆ If children cannot remain safely at home with family supports, out-of-home placement with a kinship foster family may be the best option. Children in kinship foster families have been shown to have fewer mental health and behavioral issues, as well as increased educational and placement stability. *The Fostering Connections Act* promotes kinship care and family connections by requiring states to notify relatives when a child is placed in foster care and providing funding for states offering kinship guardianship assistance payments. Rhode Island defines kin broadly and includes any adult who has a close and caring relationship with the child. On December 31, 2020, of the 1,471 children in foster care placements in Rhode Island, 56% (817) were in kinship foster families.^{19,20,21,22}

◆ Except in cases where time-limited residential therapeutic treatment is required, research has shown that children in foster families experience better outcomes related to placement stability, education, and delinquency compared to children in congregate care settings.²³

◆ Adolescents are more likely to be placed in congregate care settings such as group homes and residential facilities than younger children. In Rhode Island on December 31, 2020, of the 274 children placed in groups homes and residential facilities, 76% (207) were ages 14 and older.²⁴

◆ Black and Multiracial children in Rhode Island are twice as likely to be in both foster care and congregate care placements as you would expect based on their representation in the general child population. Hispanic children are slightly more likely to be in foster care and congregate care placements than you would expect based on their representation in the general child population.^{25,26}

(References are on page 185)

Source: Rhode Island Department of Children, Youth and Families, Rhode Island Children's Information System (RICHIST), 2020-2021. Pie charts show data for a single point-in-time: Foster Care Homes on January 5, 2021 and Group Homes and Residential Facilities on December 31, 2020. Residential facilities do not include psychiatric hospitals, medical hospitals, the Rhode Island Training School, or out-of-state/other agency custody. Percentages may not sum to 100% due to rounding. *Hispanic children may be of any of the race categories.