

Newport Data in Your Backyard

Using Data to Monitor Child Well-Being:
Findings from the 2023 Rhode Island KIDS COUNT Factbook

Presented by Stephanie Geller

Rhode Island KIDS COUNT

October 17, 2023



2023 Rhode Island KIDS COUNT Factbook

Special Thanks

to

Newport Partnership for Families and BankNewport

for sponsoring today's presentation



Member FDIC



A Children's Policy Organization that:

Provides Information on Children's
Well-Being

Stimulates Dialogue on Children's Issues

Promotes Accountability and Action

2023 Rhode Island KIDS COUNT Factbook

29th annual publication

70 indicators across 5 areas

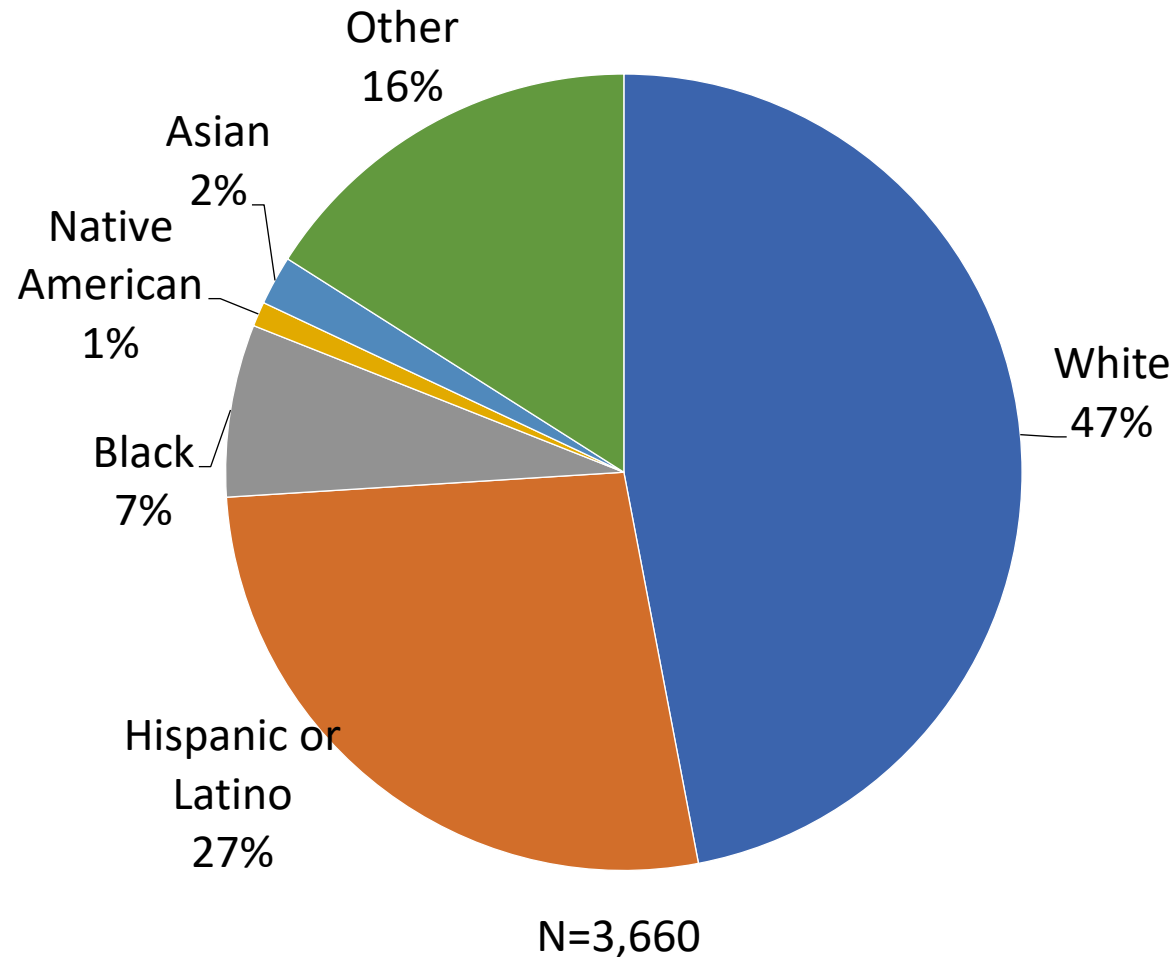
City and town-level information





Family and Community

Newport's Child Population by Race and Ethnicity, 2020



Source: U.S. Census Bureau, 2020, Table P2 and P4.

Newport Children More Diverse



	2010	2020	% Change
White	2,405	1,730	-28%
Hispanic /Latino	703	981	+40%
Black	337	252	-25%
Asian	39	55	+41%
Native American	37	48	+30%
Other/Two or More Races	562	594	+6%
Total	4,083	3,660	-10%

Source: U.S. Census Bureau, Census 2000 and 2010, Summary File 1.



Economic Well-Being

How Do We Define Poverty?

- Poverty level in 2022
 - \$23,578 for a family of 3
 - \$29,678 for a family of 4
- *2022 Rhode Island Standard of Need*
 - Single-parent family with 2 children would need \$66,567 a year to meet its basic needs, which would require a pre-tax income of \$78,219 to meet this budget without governmental subsidies.



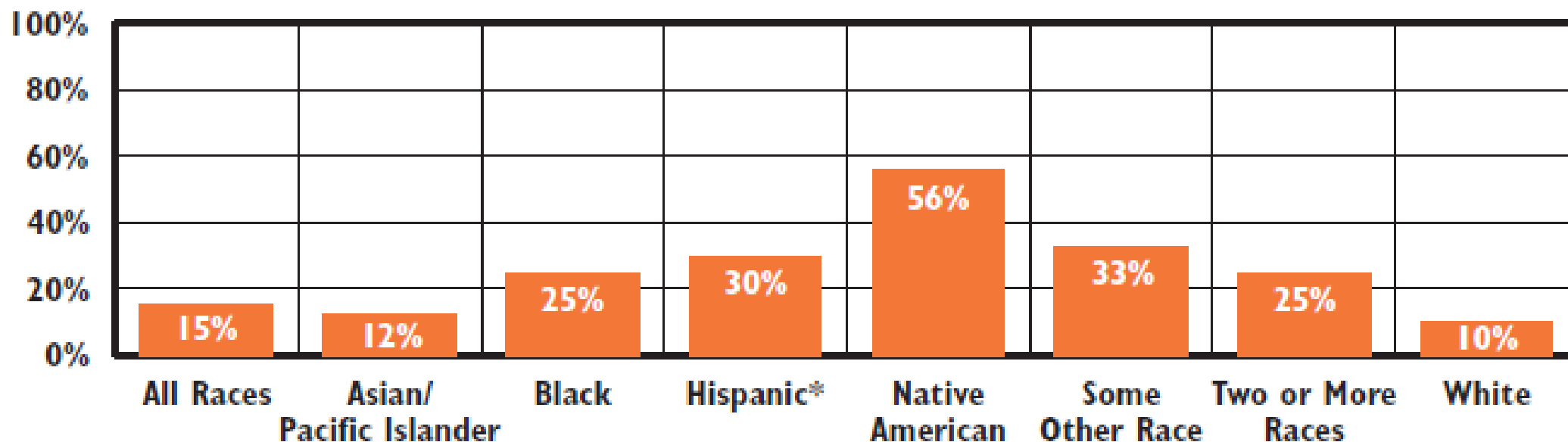
Child Poverty Rates in Newport Among the Highest in Rhode Island

	Child Poverty 2017-2021	FRPL October 2022
Middletown	11.3%	34%
Newport	29.0%	63%
Portsmouth	7.5%	13%
Four Core Cities	28.9%	75%
Rhode Island	15.2%	45%

Note: Child poverty rates for Middletown, Newport, and Portsmouth all have high margins of error and should be interpreted with caution.

Large Racial and Ethnic Disparities in Child Poverty

Children in Poverty, by Race and Ethnicity, Rhode Island, 2017-2021



Note: Hispanic children may be included in any race category.

More Children Experiencing Homelessness

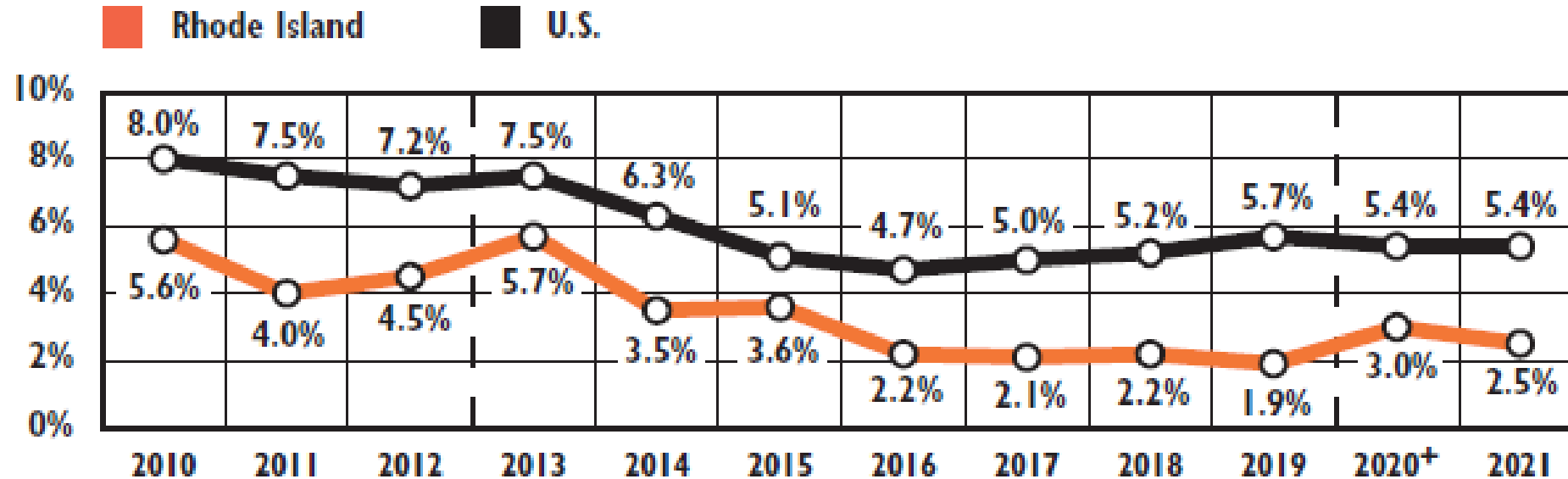
- In 2022, 280 families with 559 children stayed at an emergency homeless shelter, domestic violence shelter, or transitional housing facility in Rhode Island.
- During the 2021-2022 school year, Rhode Island public school personnel identified 1,461 children as homeless. Of these children, 66% lived with other families (“doubled up”), 16% lived in shelters, 15% lived in hotels or motels, and 2% were unsheltered.
- **Newport Public Schools personnel identified 43 children as homeless.**
- **Middletown Public Schools personnel identified 72 children as homeless.**





How Can We Ensure that Rhode Island Children Are Insured?

Children Without Health Insurance, Rhode Island, 2010-2021



- Recently released data show that in 2022 in Rhode Island
 - ✓ 2.1% of children under age 19 were uninsured
 - ✓ Rhode Island ranks 2nd best in the country
- **Cover All Kids** – all low-income kids now covered regardless of immigration status
- **Recertification** – all families covered by Medicaid need to recertify starting in December

COVER ALL KIDS

GOOD NEWS!

Every child deserves health care. Beginning July 1, 2022, **ALL** income-eligible kids (under age 19) in Rhode Island can enroll in RItE Care (Medicaid) Health insurance coverage, regardless of immigration status, including children who are undocumented and DACA recipients.

Enrolling in RItE Care coverage does **NOT** have an impact on your immigration status or immigration applications for your child or anyone in your family.

RItE Care coverage includes doctor's visits, annual school wellness exams, prescriptions, mental health care, hospital care, and more.

3 Ways to Apply

1

Apply over the phone at Health Source RI call center
CALL 1-855-840-4774
(For Spanish Press 2. An interpreter is available for other languages. Press 1 and say what language you need.)

2

Apply with a Navigator in your community **CALL 2-1-1**.
Navigators speak many languages

3

Apply online - Visit
Healthyrhode.ri.gov



MEDICAID RENEWALS ARE BACK

Households with kids, which includes anyone younger than 19, will get their renewal notice in the mail between December 2023 and April 2024.

Update your contact information.



Look for a yellow or green notice in the mail.



Take action right away.



To learn more or find help near you, visit staycovered.ri.gov



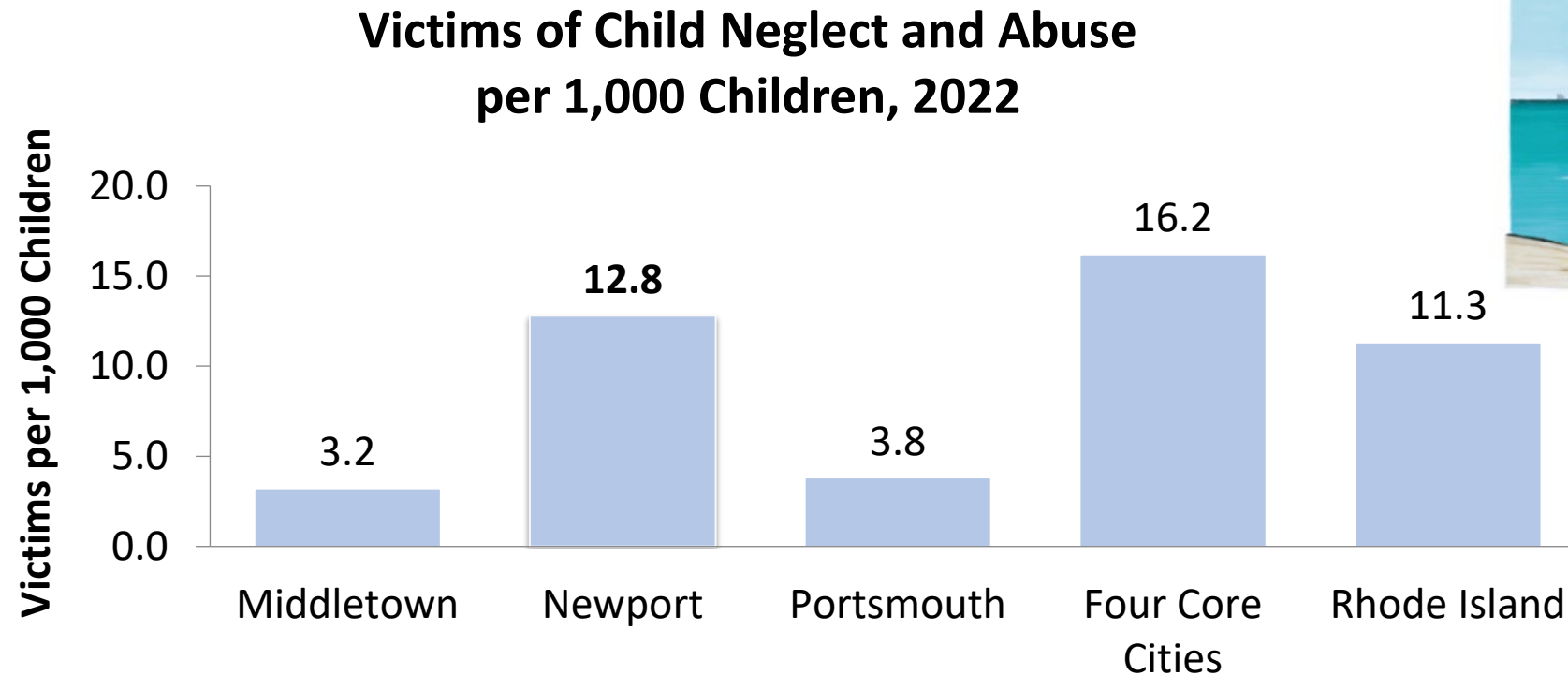
**BE READY.
STAY COVERED.**

Children's Mental Health Crisis Continues

- **Concerns about increased mental health needs of children and youth.**
 - Nationally, even before the COVID-19 pandemic, mental health issues and suicide among adolescents had increased.
 - In April 2022, a [Rhode Island State of Emergency in Child and Adolescent Mental Health](#) was declared.
 - On the 2021 *Youth Risk Behavior Survey*:
 - 38% of RI high school students reported feeling sad or hopeless for more than 2 weeks in the previous year.
 - 10% of RI high school students reported attempting suicide 1+ times during past year
 - In 2021, more than one-third (36%) of RI children ages 3-17 who needed mental health treatment or counseling had a problem getting needed care



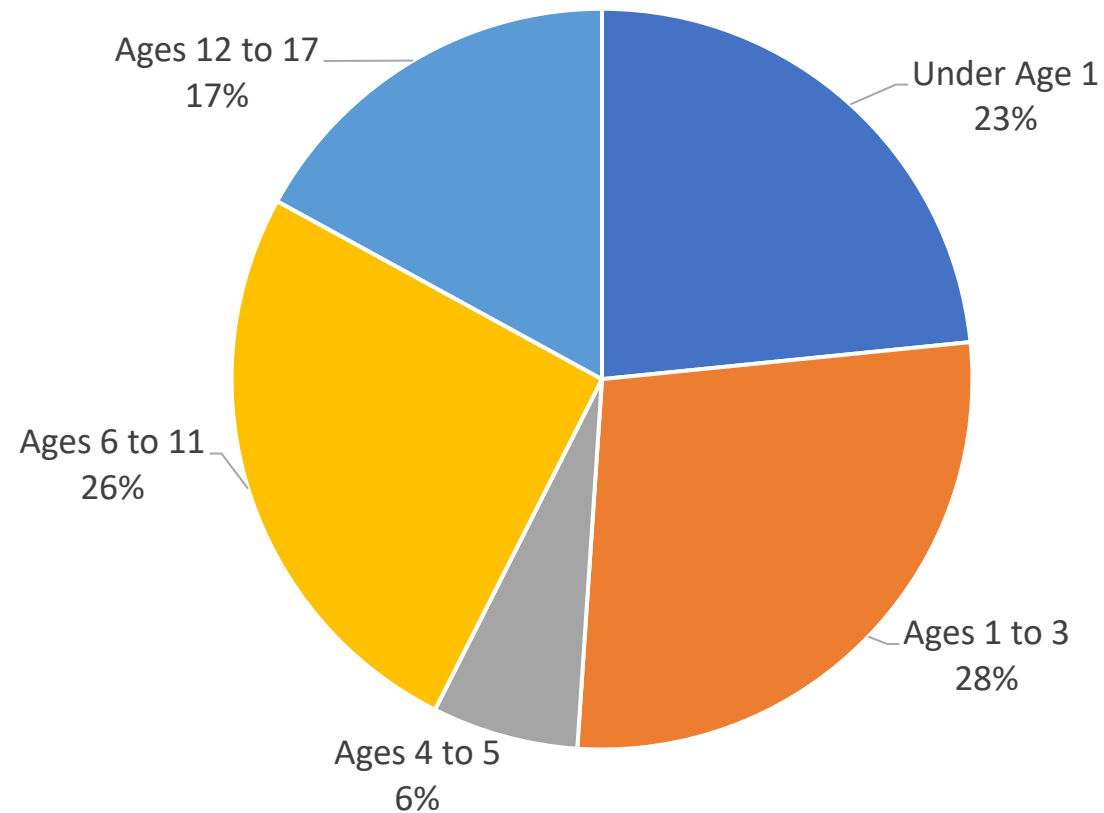
Child Neglect and Abuse Declining in Newport



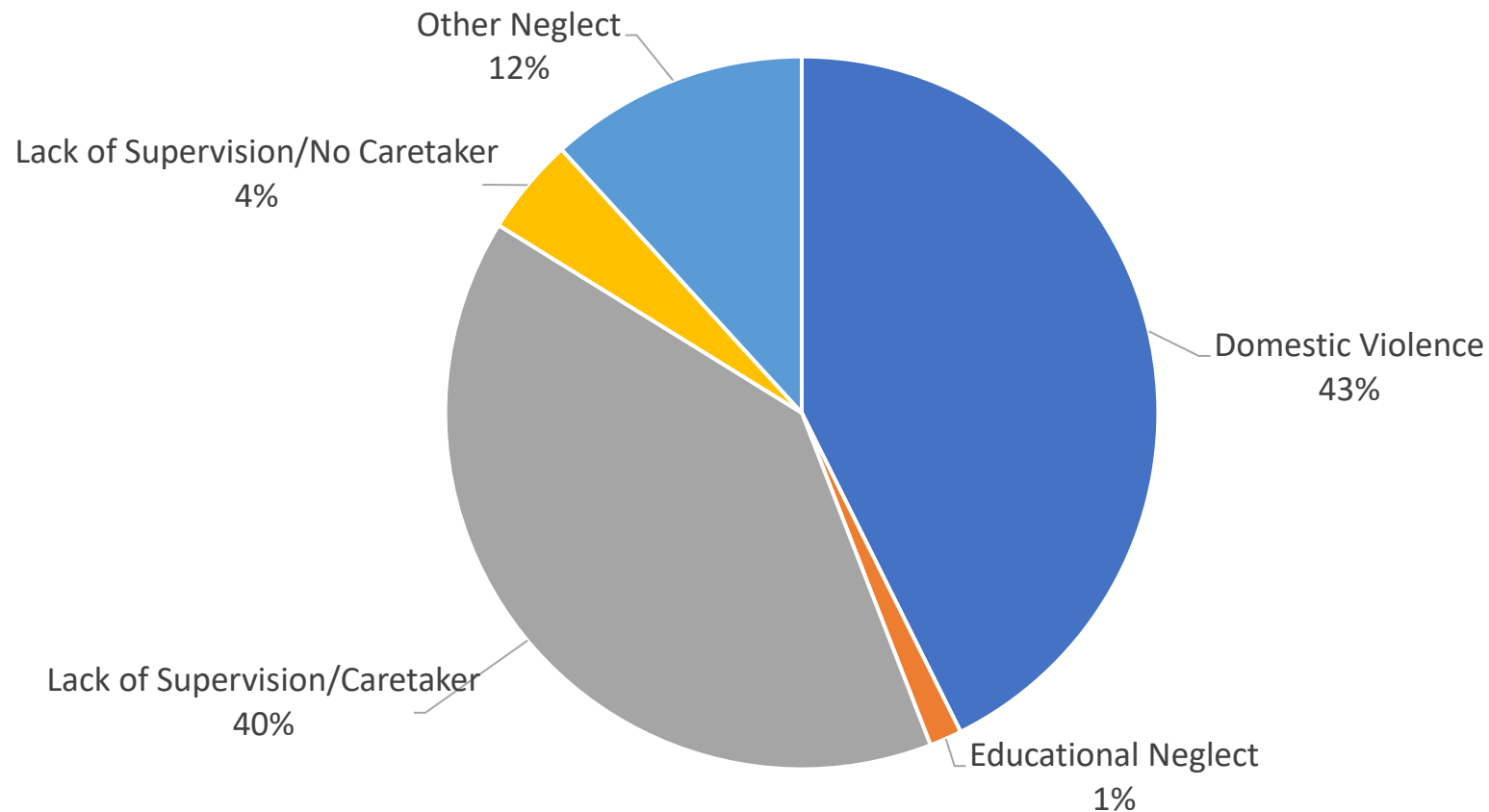
In 2022, 47 Newport children were reported victims of child neglect and abuse.

Newport's reported child neglect and abuse victim rate was **12.8 victims per 1,000** children in 2022 and has been declining year over year from 26.5 victims per 1,000 children in 2019.

More than Half of Child Neglect and Abuse Victims in Newport Under Age 4



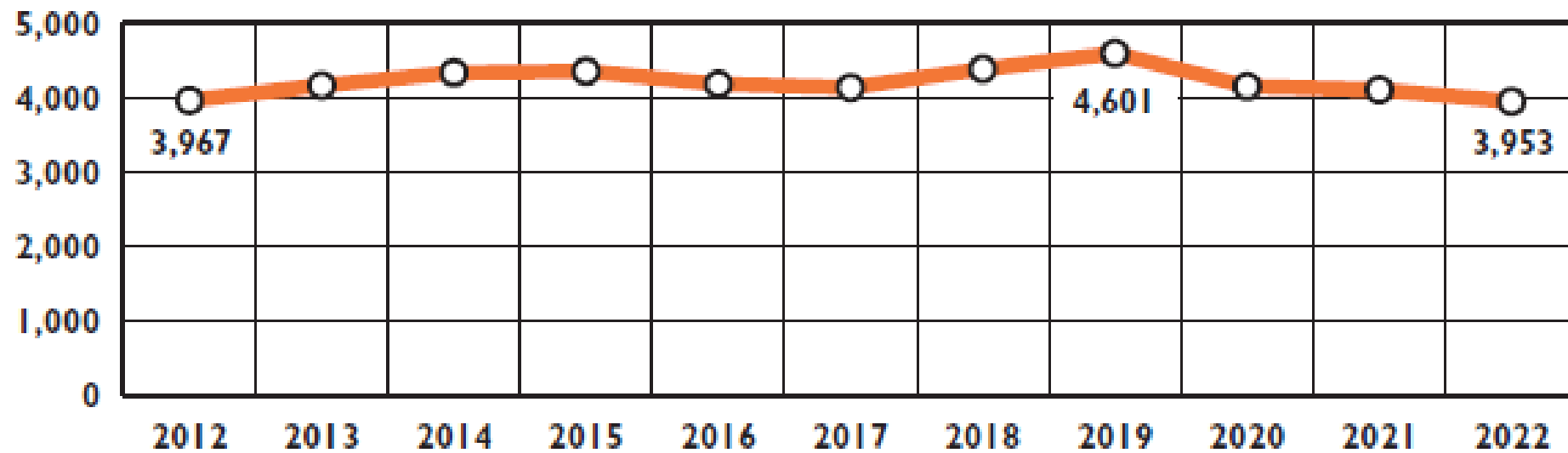
Newport Neglect Incidents Reported in 2022 Most Often Related to Domestic Violence or Lack of Supervision





Early Intervention

**Infants & Toddlers Receiving Early Intervention Services,
Calendar Years 2012-2022, Rhode Island**

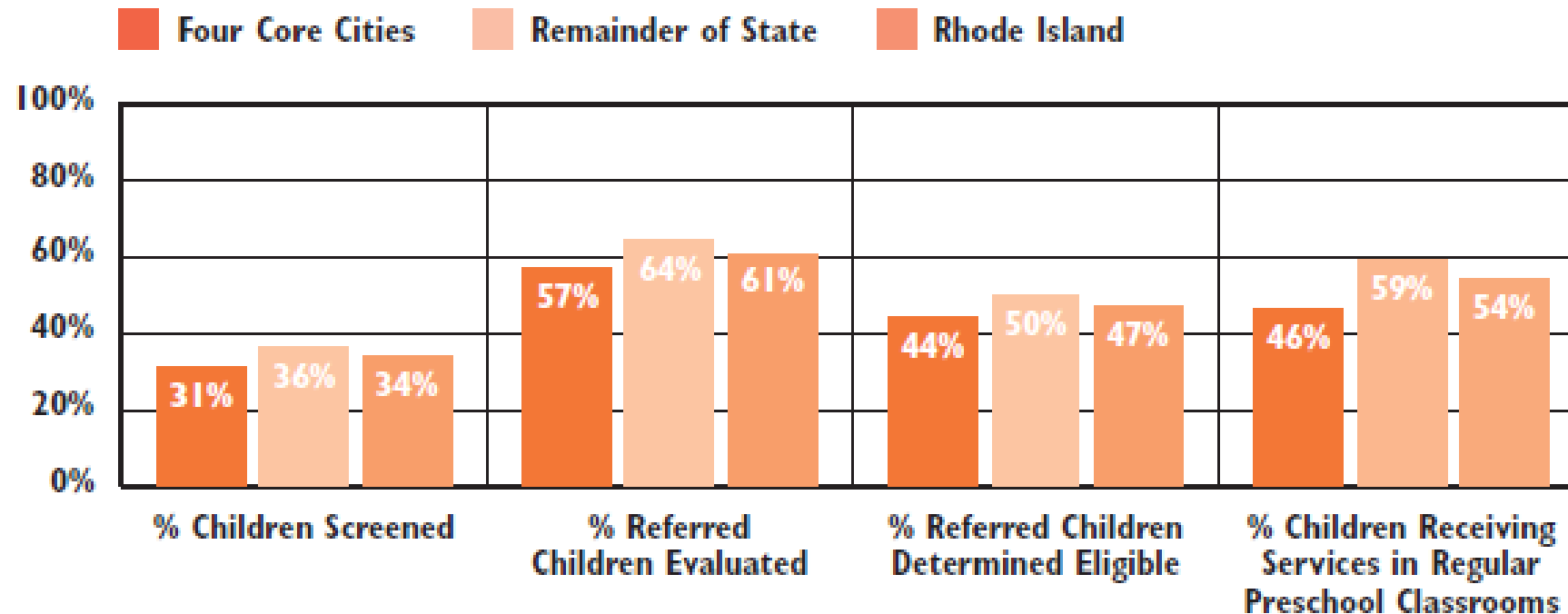


←
84 Newport
children

- In November 2021, Rhode Island established a waiting list for Early Intervention services due to a staffing crisis caused by 20 years of frozen rates. A 45% rate increase was enacted in June 2022.
- As of April 2023, there were still 679 infants and toddlers on a waiting list for EI.

Preschool Special Education

Preschool Special Education Screening, Eligibility, and Inclusion Rates, Rhode Island, June 2022

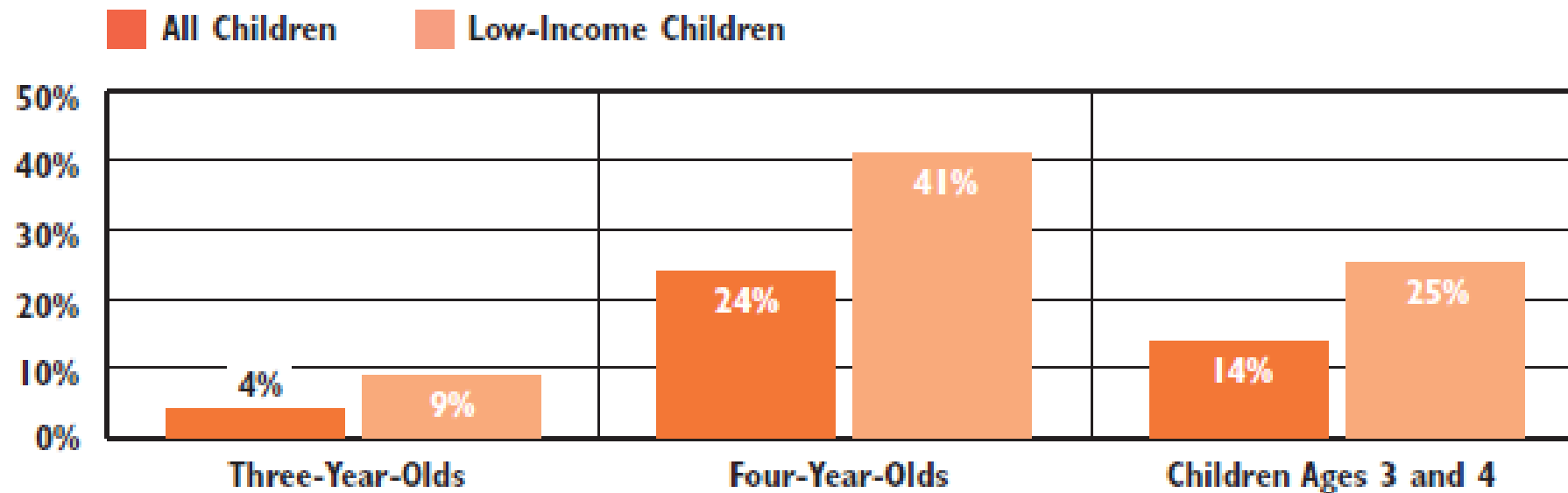


Newport provides preschool special ed services in community-based early childhood classrooms

- 33% of Newport children ages 3-5 were screened through the Child Outreach Program.
 - 36 children were referred for evaluation
 - 21 were evaluated
 - 14 were determined eligible

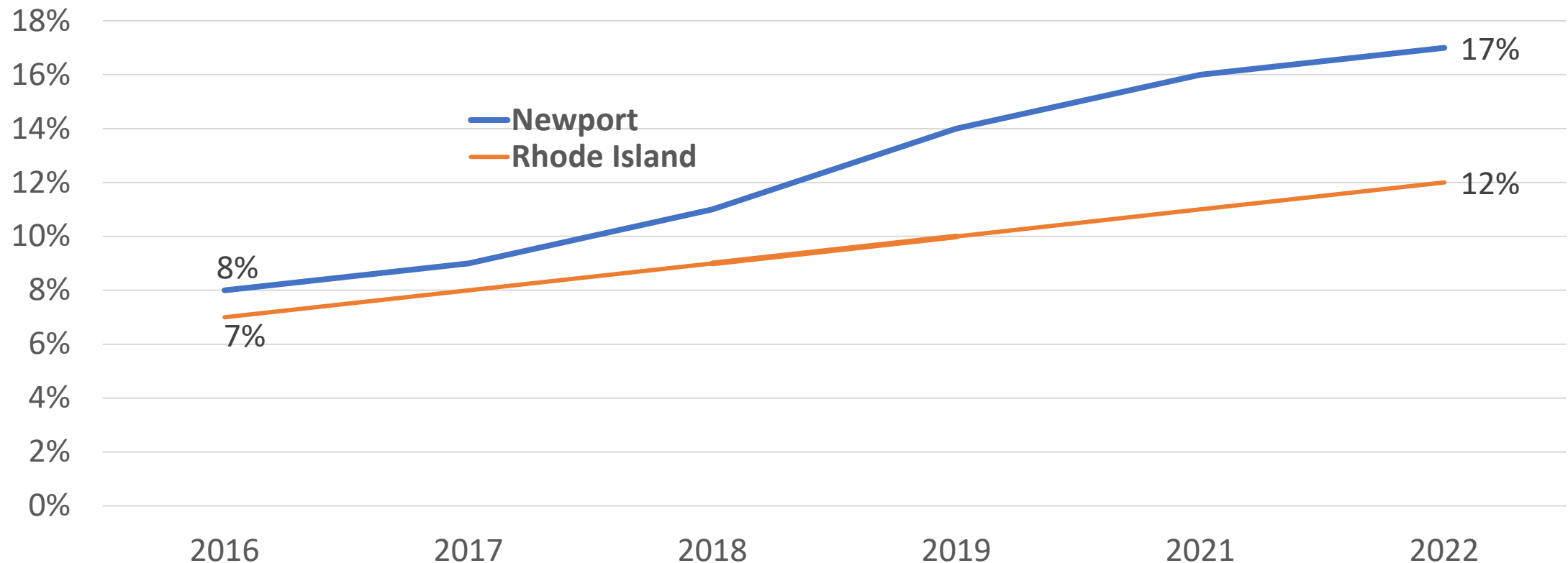
Opportunities for High-Quality Early Childhood Education in Newport

Percentage of Children Ages 3 and 4 Enrolled in Head Start and/or RI Pre-K, Rhode Island, 2022-2023



13% of all Newport children and 19% of low-income children in Newport ages 3 and 4 were enrolled in either Head Start or RI Pre-K.

Newport Has Fastest Growing Multilingual Learner Student Population in Rhode Island

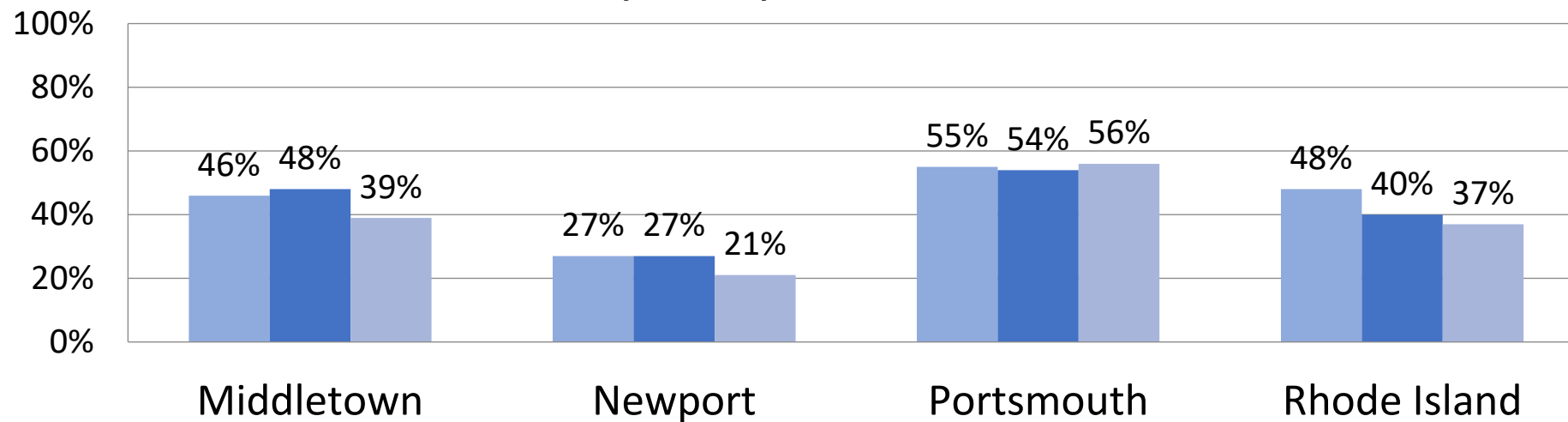


Source: Rhode Island Department of Education, 2015-2016 through 2021-2022 school years.

Third-Grade Reading Skills Declined After Pandemic



Third-Graders Meeting Expectations in English Language Arts 2019, 2021, and 2022



Source: Rhode Island Department of Education, *Rhode Island Comprehensive Assessment System (RICAS)*, 2021.

Disparities in 3rd Grade Reading and What We Can Do About It

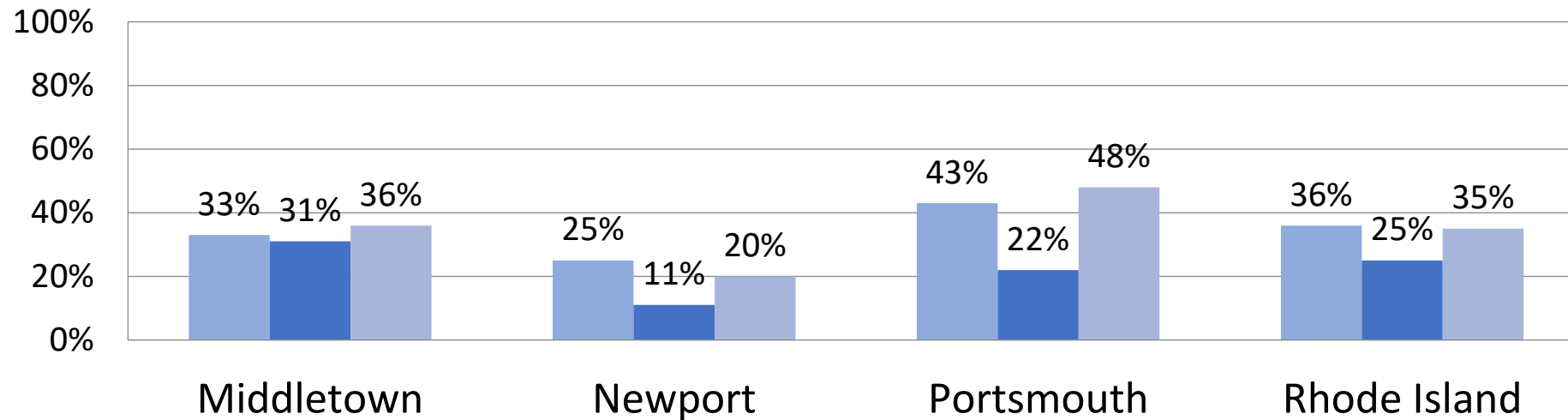
All Newport 3rd Graders	21%
Female	23%
Male	19%
Students With Disabilities	8%
Students Without Disabilities	24%
Multilingual Learners	<5%
Low-Income Students	13%
Higher-Income Students	50%
Black Students	Not available
Hispanic Students	10%
Multiracial Students	6%
White Students	46%



Third-Grade Math Skills Declined After Pandemic But Are Rebounding



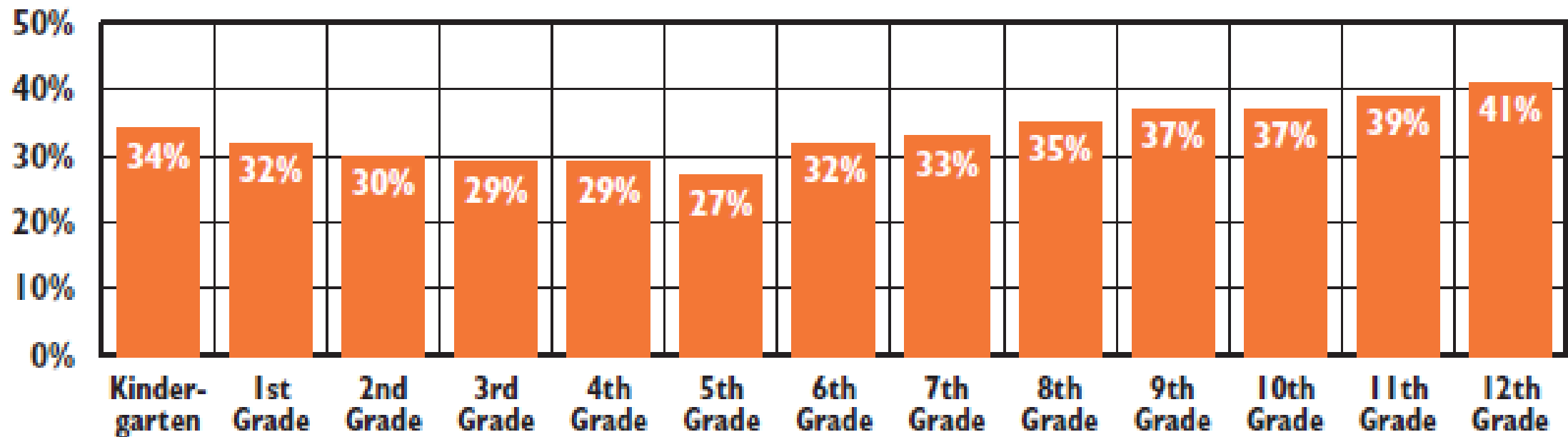
**Third-Graders Meeting Expectations in Math
2019, 2021, and 2022**



Source: Rhode Island Department of Education, *Rhode Island Comprehensive Assessment System (RICAS)*, 2021.

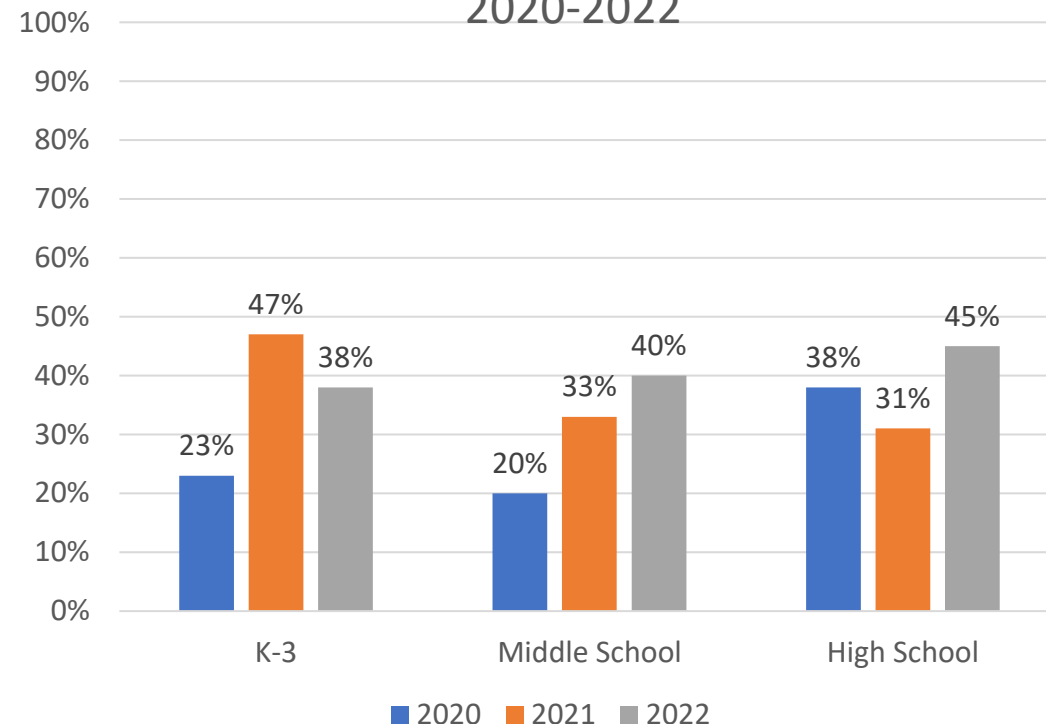
Chronic Absence Continues to Be a Problem Statewide

Chronic Absence Rates in Rhode Island by Grade, 2021-2022 School Year



Chronic Absence Continues to Be a Problem in Newport, but Some Progress Being Made in Early Grades

Newport Chronic Absence by Grade Level,
2020-2022

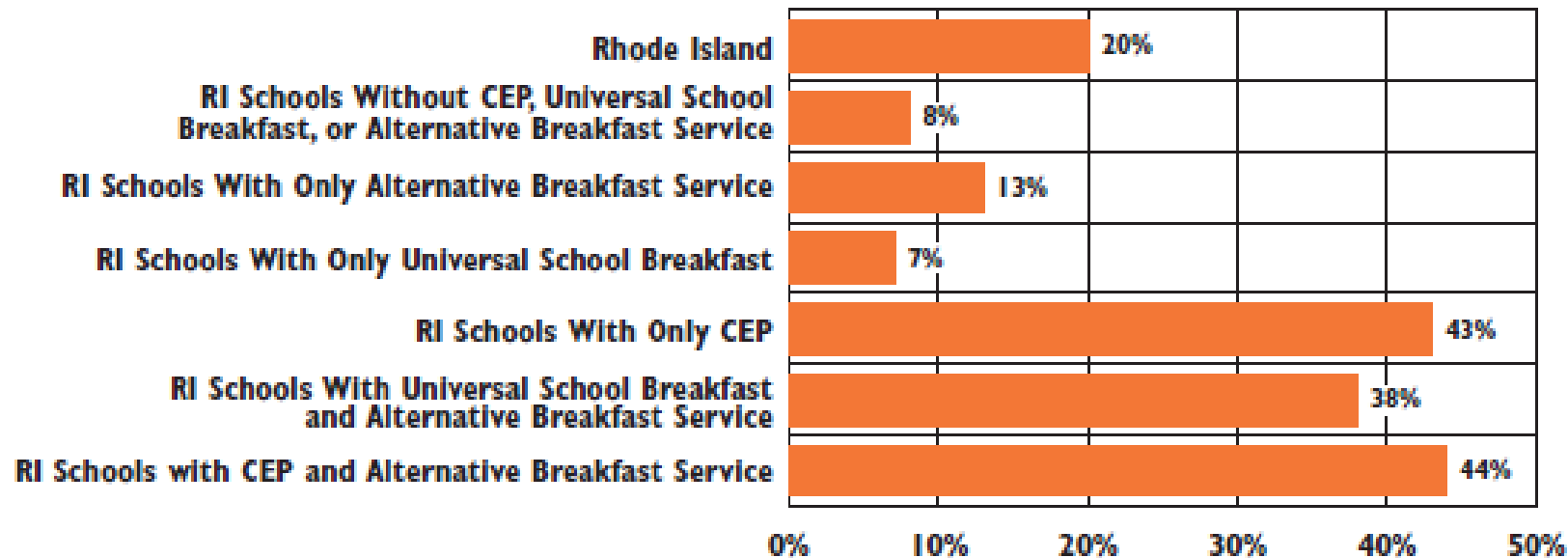


In Newport, more than one-third (38%) of K-3 students missed 18+ days of school during the 2021-2022 school year, down substantially from last year (47%) but still very high.

School Meals Help Support Academic Success and Improves Attendance, Behavior & Health



Children Participating in the School Breakfast Program, Rhode Island, October 2022



Newport offers grab-and-go and breakfast in the classroom and is eligible to participate in CEP and provide free meals to all students.

Source: Rhode Island Department of Education, Child Nutrition Programs, Office of Statewide Efficiencies, October 2022.

Out-of-School Time Programs Can Help Improve Attendance, Behavior & Achievement



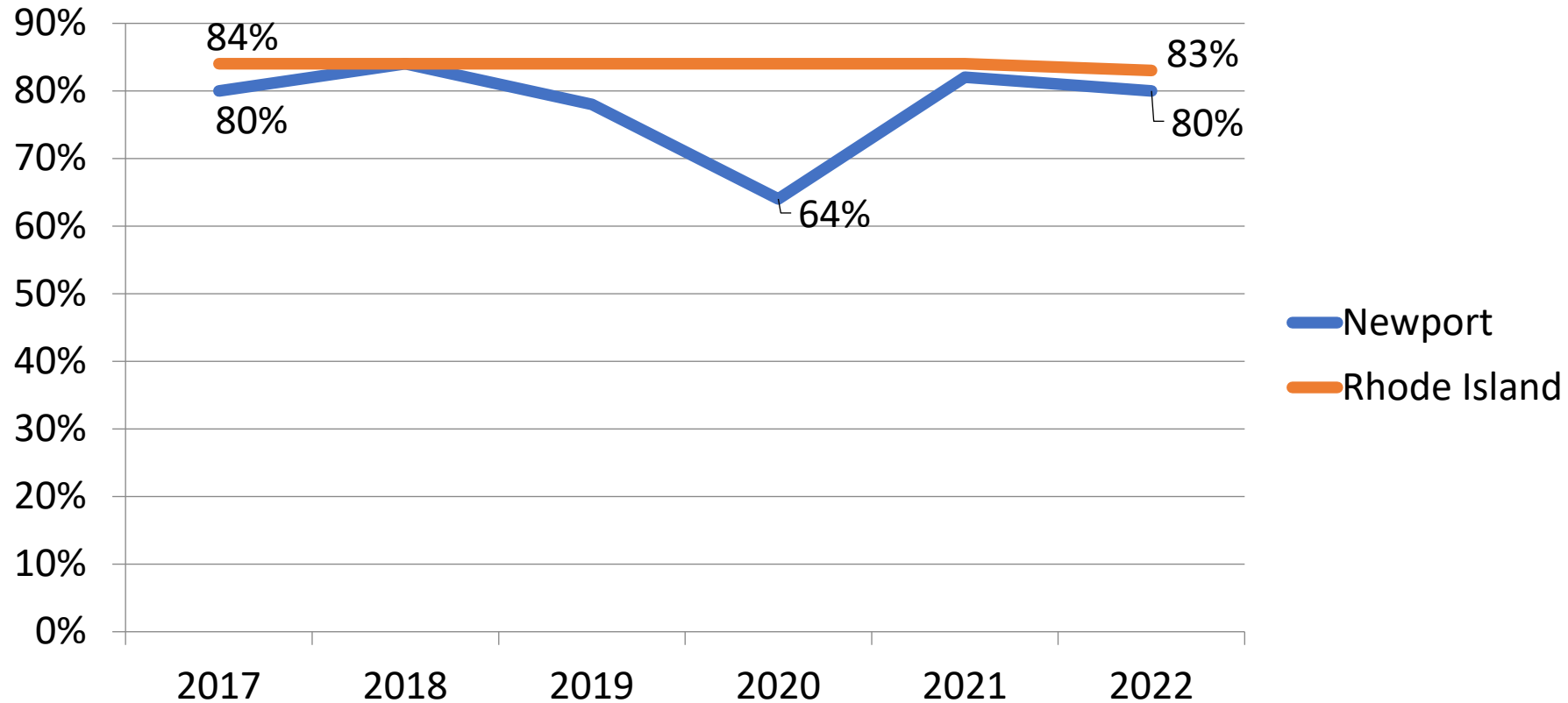
Students Served by 21st Century Community Learning Centers by Grade Span, Rhode Island, 2021-2022 School Year

SCHOOL DISTRICT	GRADES PK-3	GRADES 4-5	GRADES 6-8	GRADES 9-12	TOTAL
Cranston	159	71	116	0	346
East Providence	61	32	124	0	217
Newport	118	84	140	153	495
Pawtucket	518	303	6	0	827
Providence	210	154	509	399	1,272
West Warwick	46	19	0	0	65
Woonsocket	237	120	132	204	693
<i>Charter Schools</i>	<i>134</i>	<i>81</i>	<i>68</i>	<i>103</i>	<i>386</i>
<i>State-Operated Schools</i>	<i>0</i>	<i>0</i>	<i>0</i>	<i>11</i>	<i>11</i>
<i>UCAP</i>	<i>NA</i>	<i>NA</i>	<i>74</i>	<i>0</i>	<i>74</i>
<i>Rhode Island</i>	<i>1,483</i>	<i>864</i>	<i>1,169</i>	<i>870</i>	<i>4,386</i>

Source: RI Department of Education, Office of Student, Community and Academic Supports, 2021-2022 school year.

Data are not unduplicated as students can be served by more than one grantee. Beginning in 2021-2022, data includes only students who participated in 21st Century CLC programs for at least 15 hours. UCAP is the Urban Collaborative Accelerated Program.

High School Graduation Rate, 2017-2021



Of the 180 Newport students who entered 9th grade in the 2018-2019 school year and were expected to graduate in 2022, **80% graduated in 4 years**, 14% dropped out, 3% obtained a GED, and 3% were still in school.

Who Is Graduating On Time and Why?

All Newport Students	80%
CTE Concentrators	90%
Non-CTE Concentrators	70%
Students With Disabilities	79%
Students Without Disabilities	80%
Multilingual Learners	71%
Low-Income Students	75%
Higher-Income Students	97%
Black Students	71%
Hispanic Students	81%
Multiracial Students	79%
White Students	84%



Questions for Discussion

- What data feels most actionable or relevant to your work?
- What feels most important for the Partnership to further explore or develop a plan for addressing collectively?



Rhode Island KIDS COUNT

One Union Station
Providence, RI 02903
(401) 351-9400 voice
(401) 351-1758 fax
www.rikidscount.org
rikids@rikidscount.org

Find us on Facebook & Twitter!



Rhode Island
KIDS COUNT



@RIKidsCount

