

# Newport Data in Your Backyard

Findings from the *2022 Rhode Island KIDS COUNT Factbook*

Presented by Stephanie Geller

Rhode Island KIDS COUNT

October 18, 2022



# Special Thanks

to

**Newport Partnership for Families and Bank Newport**

for sponsoring today's presentation



Member FDIC

# 2022 Rhode Island Kids Count Factbook

28<sup>th</sup> annual publication

70 indicators across 5 areas

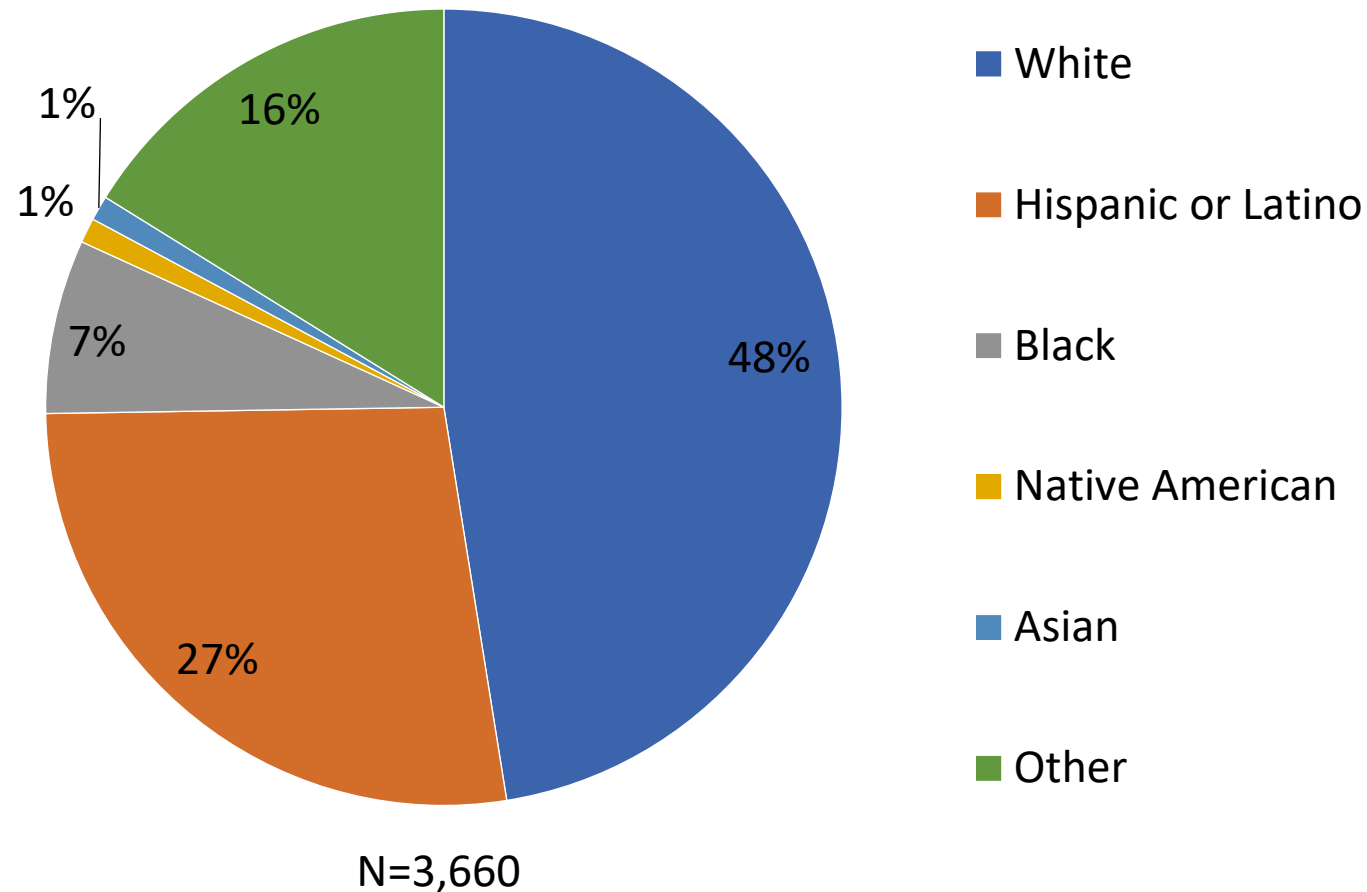
City and town-level information



2022 Rhode Island Kids Count Factbook



# Newport's Child Population, 2020



Source: U.S. Census Bureau, 2020, Table P2 and P4.

# Newport Child Population



	2010	2020	% Change
White	2,405	1,730	-28%
Hispanic /Latino	703	981	+40%
Black	337	252	-25%
Asian	39	55	+41%
Native American	37	48	+30%
Other/Two or More Races	562	594	+6%
<b>Total</b>	<b>4,083</b>	<b>3,660</b>	<b>-10%</b>

Source: U.S. Census Bureau, Census 2000 and 2010, Summary File 1.





## Economic Well-Being

# Child Poverty Defined, 2021

- Poverty level
  - \$21,831 for a family of 3
  - \$27,479 for a family of 4
- *2020 Rhode Island Standard of Need*
  - Single-parent family with 2 children would need \$57,671 a year to meet its basic needs, which would require a pre-tax income of \$66,057 to meet this budget without governmental subsidies.





# Children in Poverty

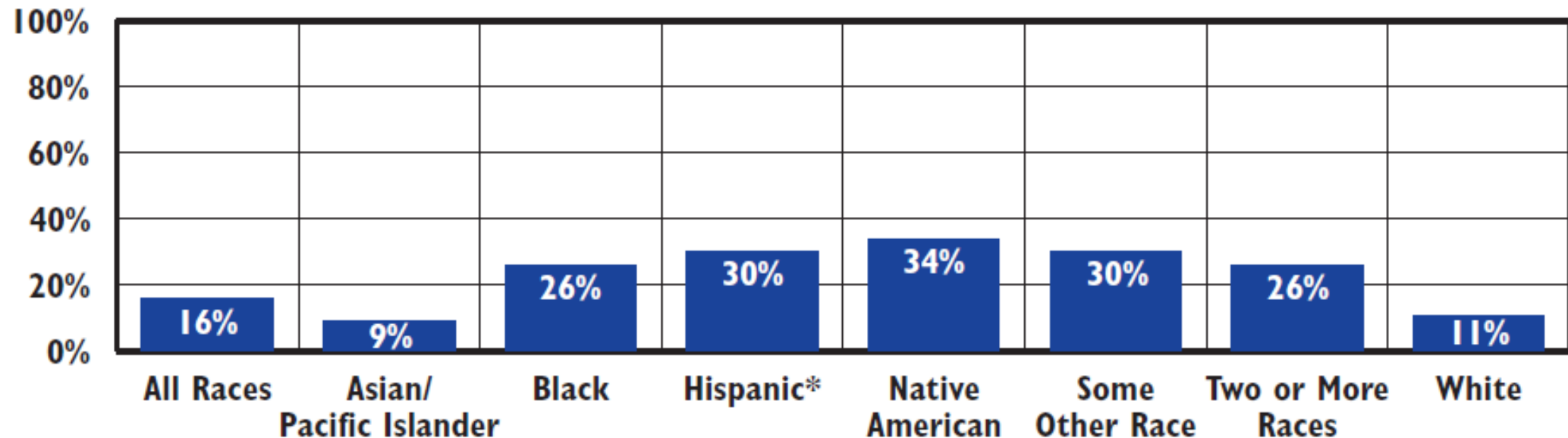
	Child Poverty 2016-2020	FRPL October 2021
Middletown	8.3%	26%
<b>Newport</b>	<b>25.0%</b>	<b>64%</b>
Portsmouth	7.7%	9%
Four Core Cities	30.2%	78%
Rhode Island	15.6%	41%

Note: Child poverty rates for Middletown, Newport, and Portsmouth all have high margins of error and should be interpreted with caution.

# Poverty by Race/Ethnicity



## Children in Poverty, by Race and Ethnicity, Rhode Island, 2016-2020



Note: Hispanic children may be included in any race category.

# Homeless Children

- In 2021, 242 families with 508 children stayed in a homeless shelter or a domestic violence shelter in RI.
- In January 2022, there were 153 families with 283 children in the shelter queue awaiting shelter.
- During the 2020-2021 school year, Rhode Island public school personnel identified 1,109 children as homeless.
- **Newport Public Schools personnel identified 32 children as homeless.**
- **Middletown Public Schools personnel identified 97 children as homeless.**

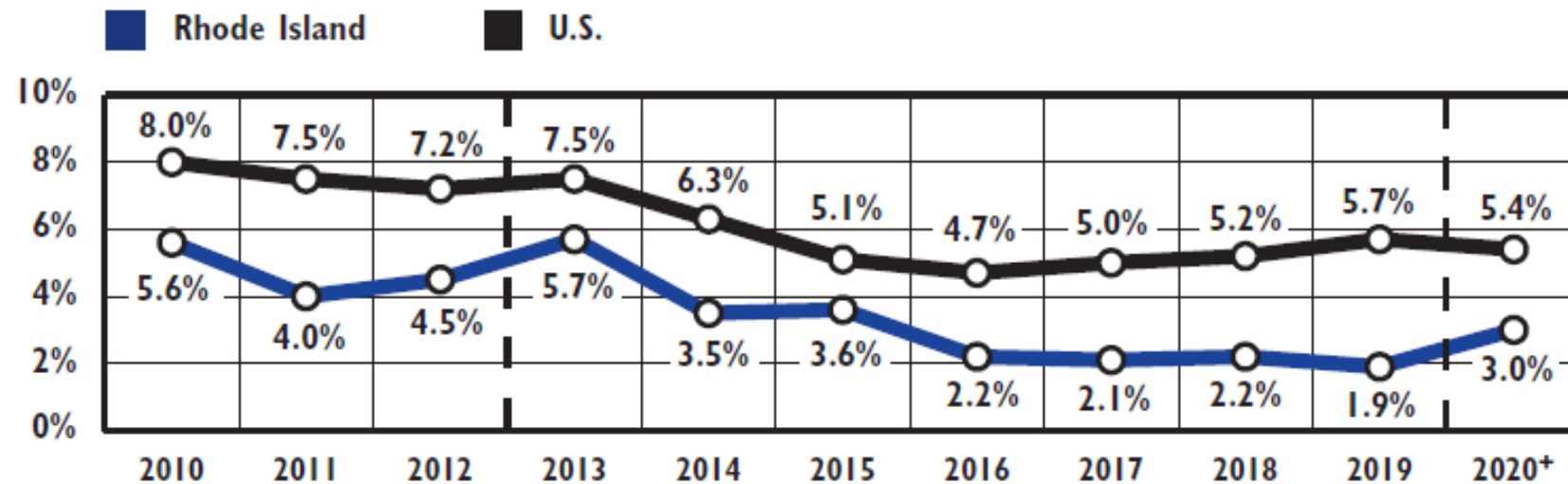




Health

# Children's Health Insurance

## Children Without Health Insurance, Rhode Island, 2010-2020



- Recently released data show that in 2021 in Rhode Island
  - ✓ 2.5% of children under age 19 were uninsured
  - ✓ Rhode Island ranks 4<sup>th</sup> best in the country
- Cover All Kids** – all low-income kids now covered regardless of immigration status

# Children's Mental Health

- **Concerns about increased mental health needs of children and youth.**
  - Nationally, even before the COVID-19 pandemic, mental health issues and suicide among adolescents had increased.
  - On the 2019 *Youth Risk Behavior Survey*, 15% of RI high school students reported attempting suicide one or more times in the previous 12 mos.
  - In April 2022, a [Rhode Island State of Emergency in Child and Adolescent Mental Health](#) was declared.
  - In 2020, 467 RI teens were admitted to the ER after a suicide attempt – 75% of them were girls and 25% boys.
  - In FY 2021, there were 9,702 calls to Kids' Link RI, double the number of calls received in FY 2019 (4,849), before the pandemic.

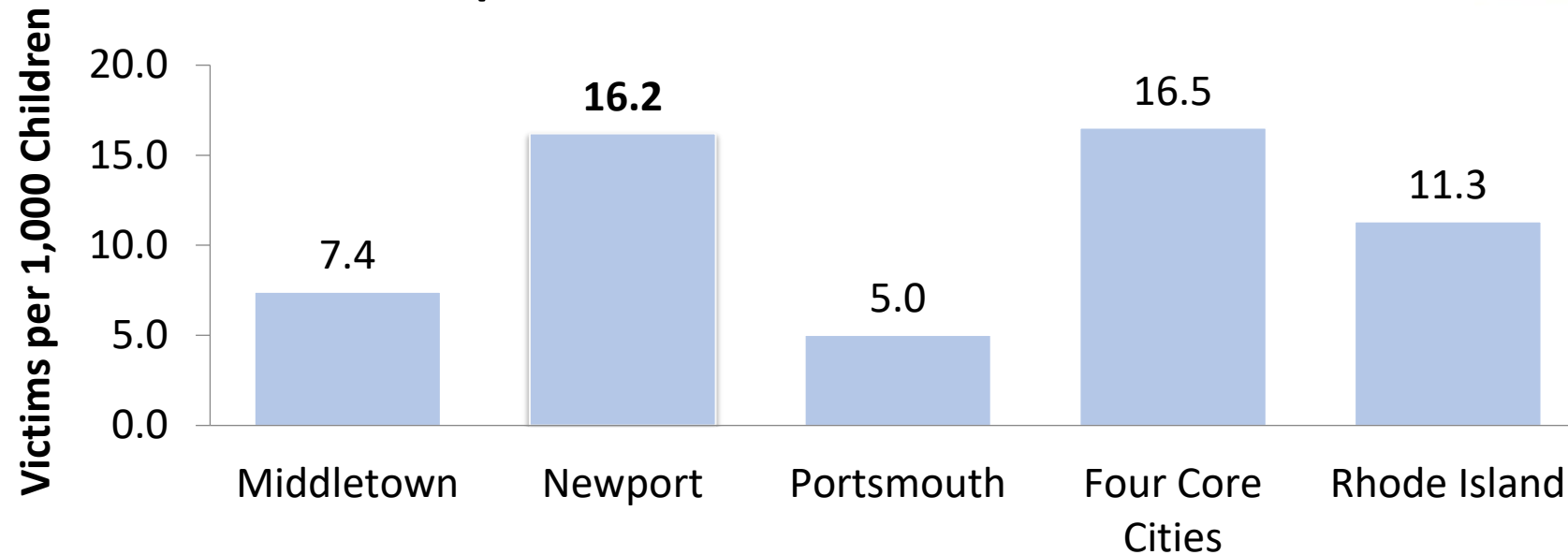




# Child Neglect and Abuse

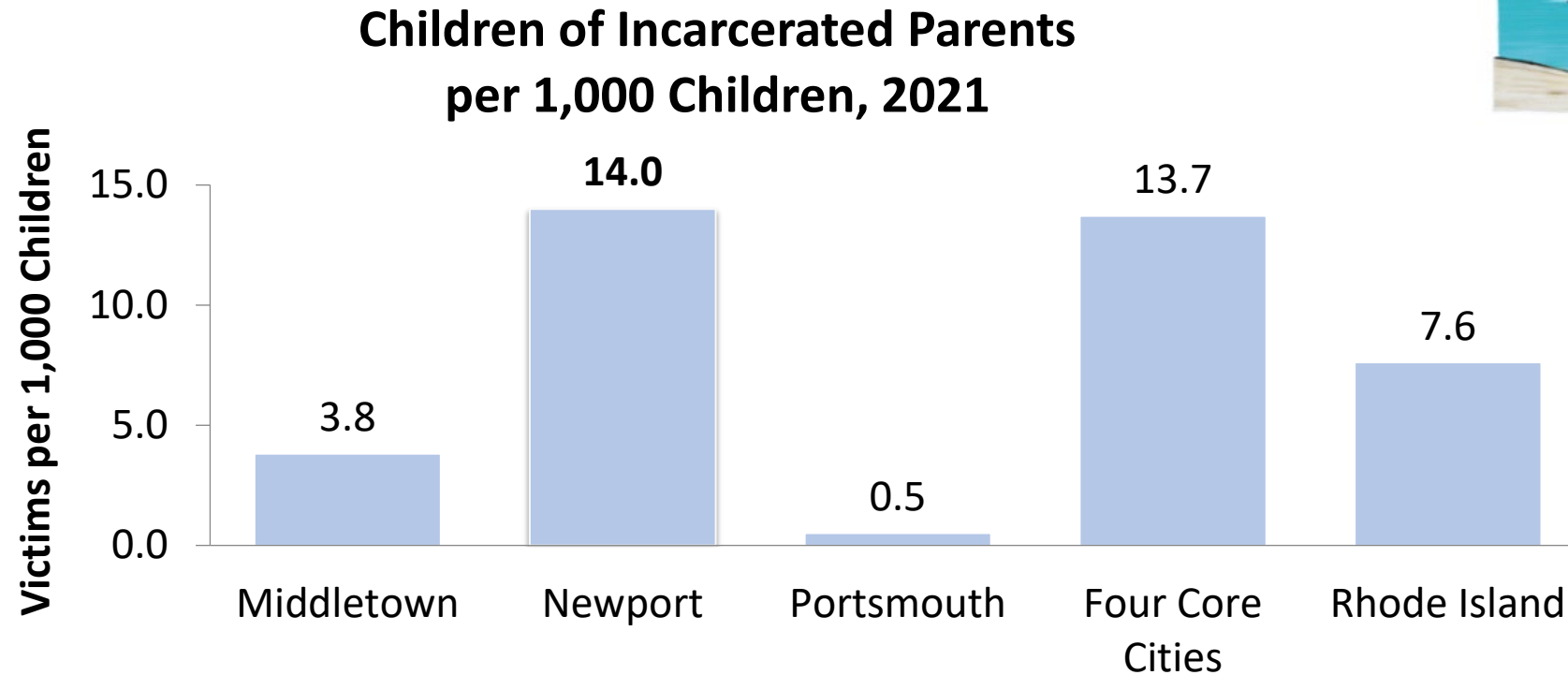


**Victims of Child Neglect and Abuse  
per 1,000 Children, 2021**



**Newport's** reported child neglect and abuse victim rate was **16.2 victims per 1,000** children in 2021, declining year over year, but still the **sixth highest in the state**.

# Children of Incarcerated Parents



**Newport** has 57 children who have a parent who is incarcerated (14.0 per 1,000 children), the **fourth** highest rate in the state.

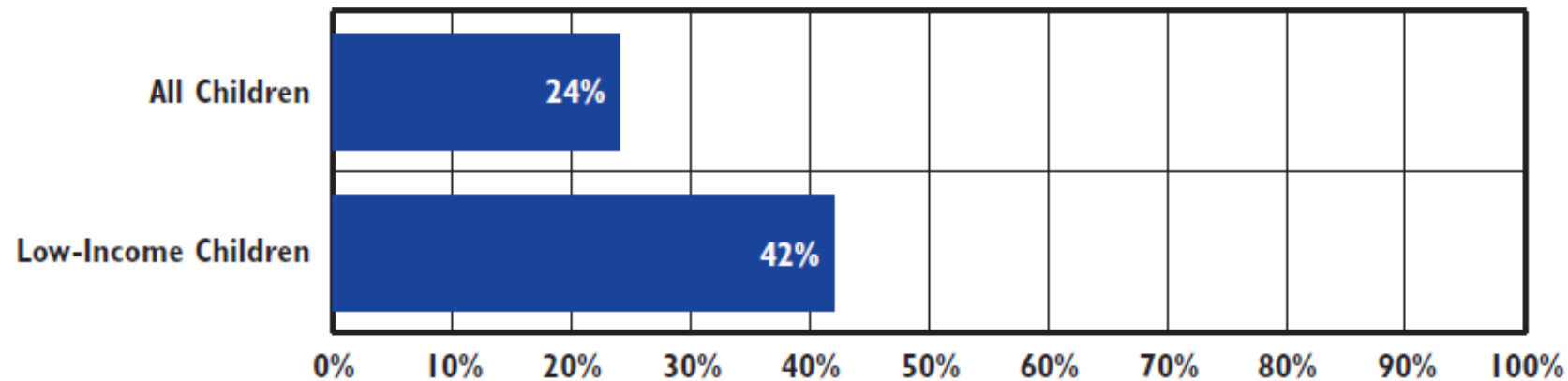


Education

# Head Start and RI Pre-K



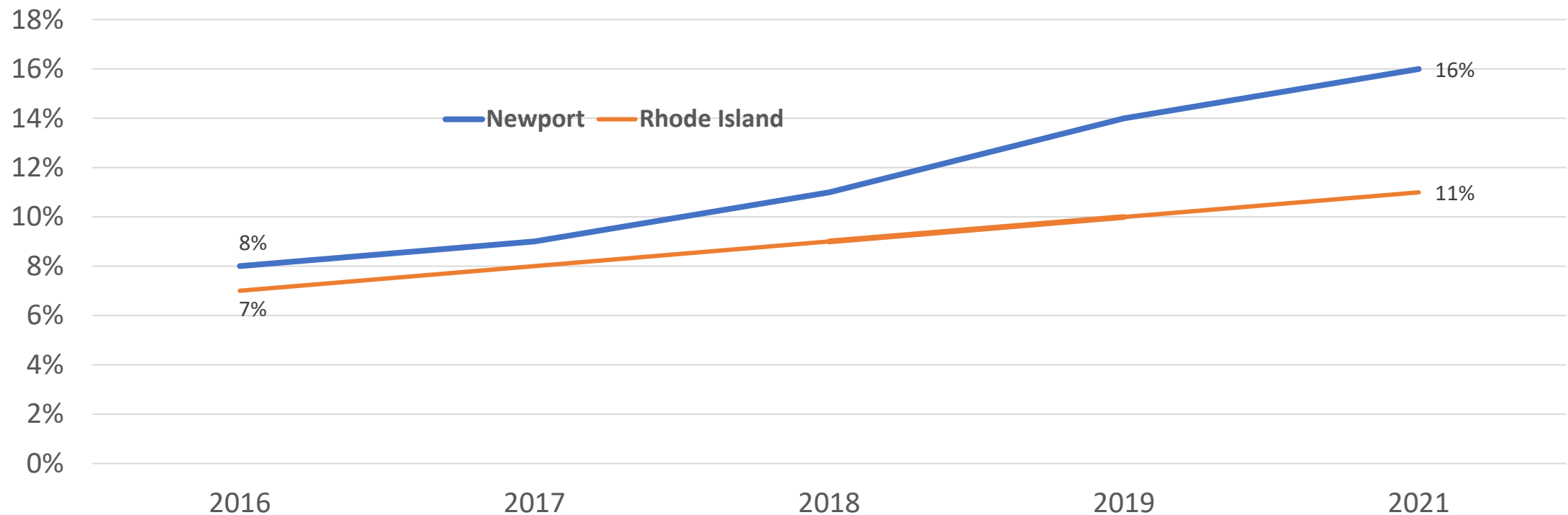
**Percentage of Children Enrolled in Head Start or RI Pre-K  
the Year Before Kindergarten, Rhode Island, 2021-2022**



**21% of all children and 26% of low-income children in Newport** were enrolled in either Head Start or RI Pre-K during the year before kindergarten.

# Multilingual Learners/English Learners

Multilingual Learners/English Learners in Newport and Rhode Island, 2020-2021



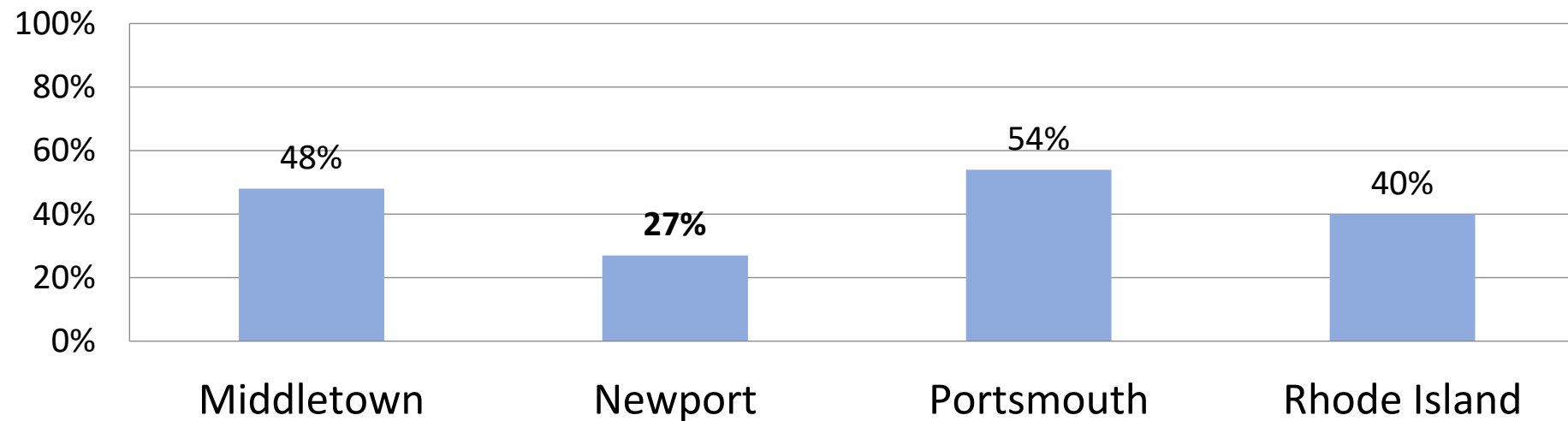
Source: Rhode Island Department of Education, 2015-2016 through 2020-2021 school years.



# Third-Grade Reading Skills



## Third-Graders Meeting Expectations in English Language Arts, 2021

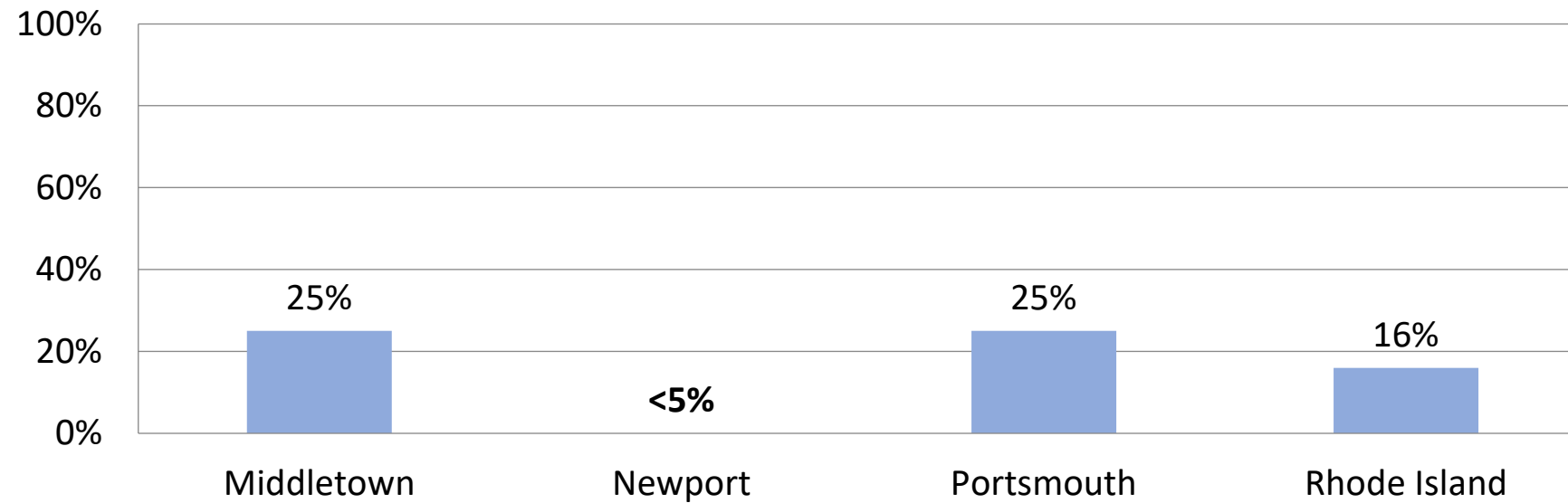


Source: Rhode Island Department of Education, *Rhode Island Comprehensive Assessment System (RICAS)*, 2021.

# Eighth Grade Math Skills



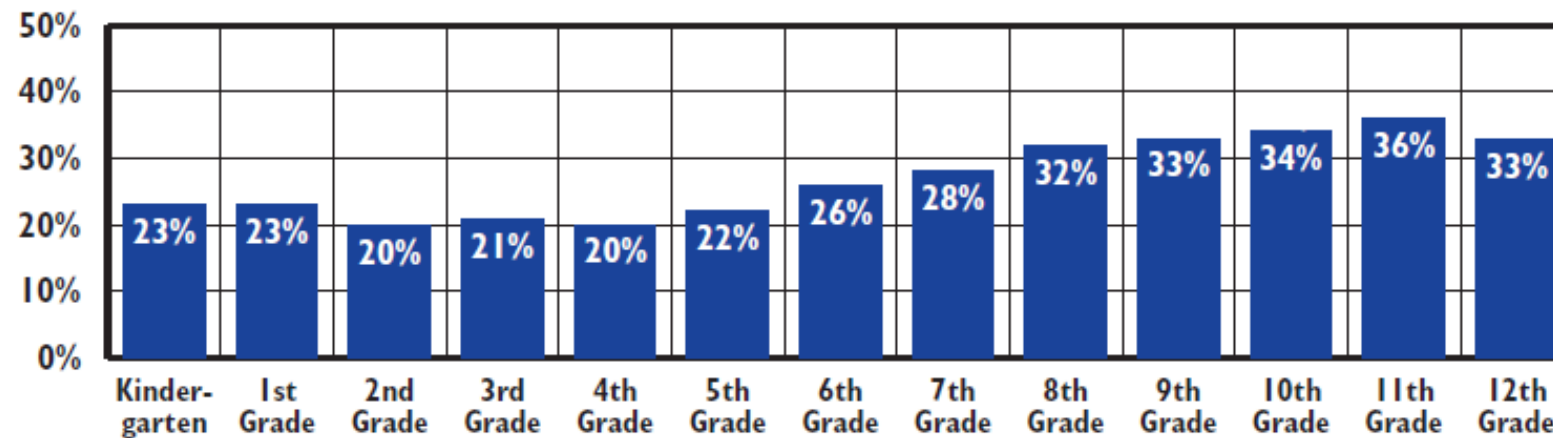
## Eighth-Graders Meeting Expectations in Math, 2021



Source: Rhode Island Department of Education, *Rhode Island Comprehensive Assessment System (RICAS)*, 2021.

# Chronic Early Absence

**Chronic Absence Rates in Rhode Island by Grade,  
2020-2021 School Year\***



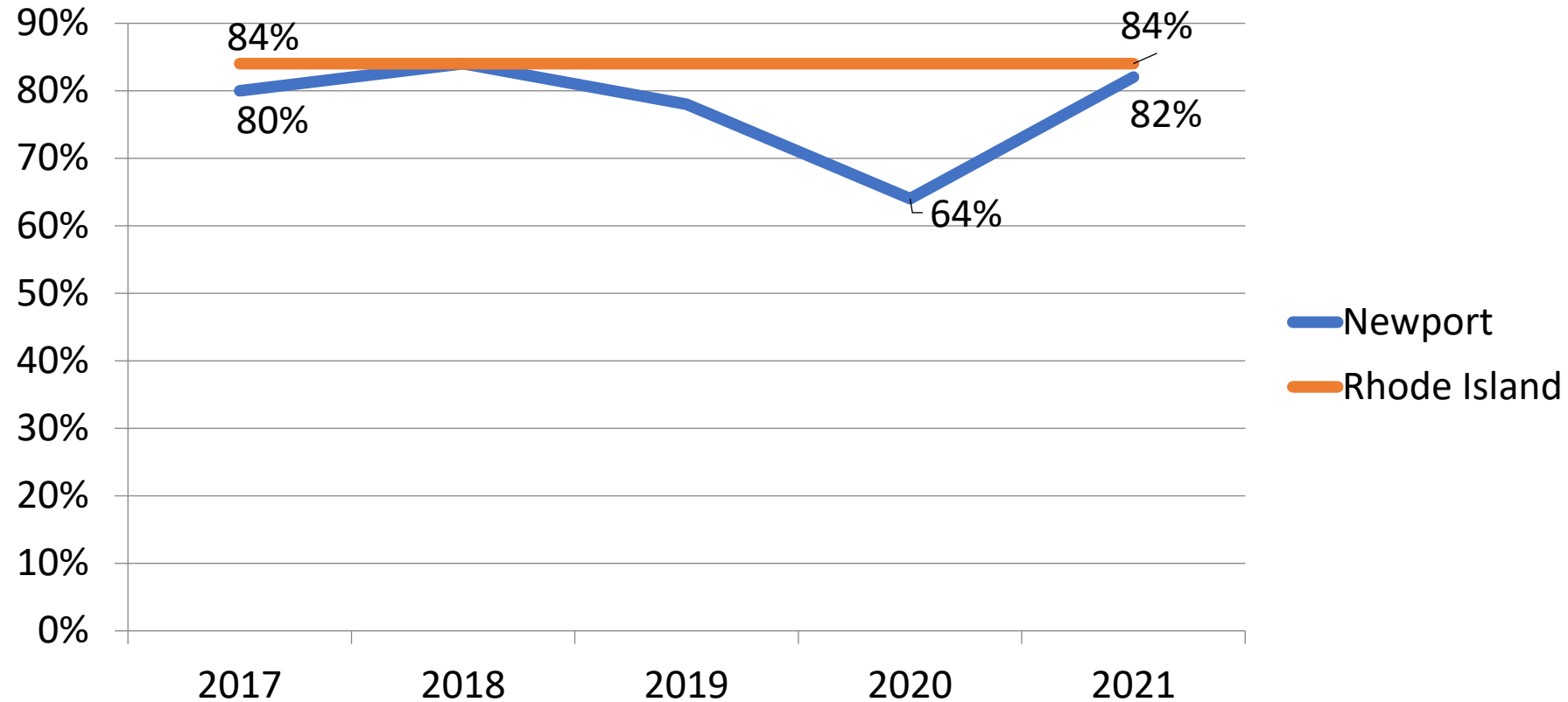
In **Newport**, **47% of K-3 students missed 18+ days of school** during the 2020-2021 school year, higher than the state rate of 22% and up from 22% in 2018-2019.

# Chronic Absence, Middle School and High School

- Middletown's chronic absence rate in **middle school** was 39% during the 2020-2021 school year, higher than the state rate of 29%.
- Middletown's **high school** chronic absence rate was 79%, the highest rate in the state.



# High School Graduation Rate, 2017-2021



Of the 181 Newport students who entered 9<sup>th</sup> grade in the 2017-2018 school year and were expected to graduate in 2021, **82% graduated in 4 years**, 10% dropped out, 0% obtained a GED, and 8% were still in school.

# High School Graduation Rate, 2021

<b>All Newport Students</b>	<b>82%</b>
CTE Concentrators	91%
Non-CTE Concentrators	73%
Students With Disabilities	68%
Students Without Disabilities	86%
Multilingual Learners	74%
Low-Income Students	72%
Higher-Income Students	91%
Black Students	87%
Hispanic Students	77%
Multiracial Students	86%
White Students	87%





# Questions for Pair or Trio Share

- What data feels most actionable or relevant to your work?
- What feels important for the Partnership to further explore or address?




## Rhode Island KIDS COUNT

One Union Station  
Providence, RI 02903  
(401) 351-9400 voice  
(401) 351-1758 fax  
[www.rikidscount.org](http://www.rikidscount.org)  
[rikids@rikidscount.org](mailto:rikids@rikidscount.org)

Find us on Facebook & Twitter!



Rhode Island  
KIDS COUNT



@RIKidsCount

